

West Plains Schools Board of Education  
Regular Session Meeting  
5:00 P.M. February 16, 2016  
Central Administration Office

AGENDA

- I. CALL TO ORDER
- II. ROLL CALL
- III. OPEN SESSION – for a motion to go into closed session
- IV. CLOSED (EXECUTIVE) SESSION
  - A. Adjournment to Closed Executive Session
    - 1. Pursuant to Section 610.021.3 Personnel Matters
  - B. Adjournment from Closed Executive Session
- V. CALL TO ORDER – The regular Session of the School Board meeting will be called to order at 6:00 P.M.
- VI. PLEDGE OF ALLEGIANCE - Middle School Basketball Teams
- VII. ROLL CALL AND ESTABLISHMENT OF QUORUM
- VIII. APPROVAL OF AGENDA
- IX. CONSENT AGENDA - Items considered routine in nature to be voted on in one motion to conserve time. If discussion is desired, that item will be removed from the Consent Agenda and will become the first item under the Regular Agenda
  - A. Approval of Minutes From Meeting Jan. 19, 2016
  - B. Payment of Bills
  - C. Monthly Finance Report
  - D. Program Evaluations: : 1) Special Education, 2) Gifted Education, 3) English as a Second Language, & 4) Homeless/Migrant Education
  - E. Approval Request for resignations: 1) Amy McNew, Teacher/Volleyball Coach
  - F. Approval will be requested for the employment of individuals as recommended by the Superintendent of Schools: Substitute lists, Teachers for the 2016-17 school year
- X. REGULAR AGENDA
  - A. Previous Business for Approval, Discussion or Information Only
    - 1. Academic Update (*Goal 1, Obj. 2*)
    - 2. Building Level Strategic Plans – 2<sup>nd</sup> Read (*Goal 4, Obj. 1*)
  - B. New Business for Approval, Discussion or Information Only
    - 1. Career and Technical Education Update (*Goal 1, Obj. 1*)
    - 2. Opaa! Food Management Contract Extension (*Goal 6, Obj. 2*)
    - 3. Student Information System Approval (*Goal 1, Obj. 2*)
    - 4. Set Summer School Dates (*Goal 1, Obj.1*)
    - 5. Capital Improvements Update (*Goal 6, Obj. 2*)
    - 6. Superintendent's Report (*Goal 3, Obj. 2*)
- XI. ADJOURNMENT
- XII. ADJOURN TO ADDITIONAL CLOSED (EXECUTIVE) SESSION – this session is reserved to complete any unfinished business from the closed (executive) session from the beginning of the meeting.
- XIII. ADJOURNMENT - Next Board Meeting Scheduled for March 15, 2016 at 5:00 P.M., Central Administration Office

**West Plains R-7 Board of Education  
Regular Session Meeting  
5:00 P.M. January 19, 2016  
Board of Education Building  
Minutes**

- I. **CALL TO ORDER:** Jim Thompson called the meeting to order at 5:00 p.m.
- II. **ROLL CALL:** Board members present: Jim Thompson, Cindy Tyree, Sam Riggs, Brian Mitchell and Elizabeth Grisham Bennett. Absent: Courtney Beykirch and Lee Freeman. Also in attendance: Superintendent Dr. John Mulford, Assistant Superintendents Dr. Scott Smith, Dr. Luke Boyer, Dr. Julie Williams and Board Secretary Linda Y. Collins.
- III. **MOVE TO CLOSED (EXECUTIVE) SESSION.** Mrs. Tyree made a motion to move into Closed Session to discuss items pursuant to Section 610.021.1 Legal Matters and Section 610.021.3 Personnel Matters. The motion was seconded by Mrs. Grisham Bennett and voted as follows: AYE: Jim Thompson, Cindy Tyree, Sam Riggs, Brian Mitchell and Elizabeth Grisham Bennett. NAY: None.
- IV. **RETURN TO OPEN SESSION.** Jim Thompson called the meeting to order at 5:37 p.m.
- V. **PLEDGE OF ALLEGIANCE:** The Pledge of Allegiance was led by Dr. Scott Smith.
- VI. **ROLL CALL:** Board members present: Jim Thompson, Cindy Tyree, Sam Riggs, Brian Mitchell, Courtney Beykirch, Lee Freeman and Elizabeth Grisham Bennett. Absent: None. Also in attendance: Superintendent Dr. John Mulford, Assistant Superintendents Dr. Scott Smith, Dr. Luke Boyer, Dr. Julie Williams and Board Secretary Linda Y. Collins.
- VII. **APPROVAL OF AGENDA.** Mrs. Beykirch made a motion to approve the Agenda as published. The motion was seconded by Mrs. Grisham Bennett and voted as follows: AYE: Mr. Thompson, Mrs. Tyree, Mr. Riggs, Mr. Mitchell, Mrs. Beykirch, Mr. Freeman and Mrs. Grisham Bennett. NAY: None. ABSTAIN: None.
- VIII. **CONSENT AGENDA** - (Items considered routine in nature to be voted on in one motion to conserve time. If discussion is desired, that item will be removed from the Consent Agenda and will become the first item under the Regular Agenda
  - A. Approval of Special Meeting Minutes from Regular Board Meeting Minutes from December 15, 2015
  - B. Payment of Bills
  - C. Monthly Finance Report
  - D. Program Evaluations
    - Library/Media Resources
    - Vocational Education
    - Adult/Community Education
    - School Climate & Culture
  - E. Approval Request for Resignations:
    - Lavada Mann (Retiring) 6<sup>th</sup> Grade Science
  - F. Approval Request for the employment of individuals as recommended by the Superintendent of Schools:
    - Substitute Teachers

- Anna Berry
- Amber Carr
- Vanessa Chaisson
- Thomas Cooper
- Erma Kelly
- Lori Wheeler
- Nikki Wood

Reassignments

- Heather Mulford – MS Computer Science to HS Library Media Specialist
- Michelle Henderson – HS Science to MS 8<sup>th</sup> Grade Science
- Patricia Rodriguez – 5<sup>th</sup> Grade Math/Science to 6<sup>th</sup> Grade Science

Hires 2016-17 School Year

- Dr. Greg Carter                      EL Library Media Specialist
- Thomas Cooper                      Project Lead the Way
- Sonya Jones                              HS Art Teacher
- Elaina Martin                           EL Kindergarten Teacher

Mr. Mitchell made a motion to approve the Consent Agenda The motion was seconded by Mr. Freeman and voted as follows: AYE: Mr. Thompson, Mrs. Tyree, Mr. Riggs, Mr. Mitchell, Mrs. Beykirch, Mr. Freeman and Mrs. Grisham Bennett. NAY: None

**IX. REGULAR AGENDA**

**A. Previous Business for Approval , Discussion or Information Only**

1. Board Candidate Filing Update. (*Goal 5, Obj. 2*) No election will be help for board members as only the 2 candidates signed up were incumbents. The seats open will be help by Cindy Tyree and Sam Riggs.
2. Academic Update (*Goal 1, Obj. 2*)
3. 2016-17 School Calendar, 2<sup>nd</sup> Read (*Goal 6, Obj. 2*)  
Mrs. Tyree made a motion to approve the 2016-2017 School Calendar. The motion was seconded by Mr. Mitchell and voted as follows: AYE: Mr. Thompson, Mrs. Tyree, Mr. Riggs, Mr. Mitchell, Mrs. Beykirch, Mr. Freeman and Mrs. Grisham Bennett. NAY: None
4. 2016-2017 High School Course Offerings – 2<sup>nd</sup> Read (*Goal 1, Obj. 1*)  
Mrs. Tyree made a motion to approve the 2016-17 High School Course Offerings. The motion was seconded by Mrs. Grisham Bennett and voted as follows: AYE: Mr. Thompson, Mrs. Tyree, Mr. Riggs, Mr. Mitchell, Mrs. Beykirch, Mr. Freeman and Mrs. Grisham Bennett. NAY: None

**A. New Business for Approval, Discussion or Information Only**

1. Building Level Strategic Plans – 1<sup>st</sup> Read (*Goal 4, Obj. 1*). For approval at February 2016 meeting.
2. Foster Care Liaison (*Goal 3, Obj. 1*). Mrs. Tyree made a motion to designate Amy Ross as Foster Care Liaison. The motion was seconded by Mr. Riggs and voted as follows: AYE: Mr. Thompson, Mrs. Tyree, Mr. Riggs, Mr. Mitchell, Mrs. Beykirch, Mr. Freeman and Mrs. Grisham Bennett. NAY: None

3. Budget Update (*Goal 6, Obj. 1*)
  4. Capital Improvements Update (*Goal 6, Obj. 2*).
  5. The Superintendent Report (*Goal 3, Obj. 2*) provides an opportunity for the Board of Education to be updated on various educational topics and items of interest to the District.
- X. **ADJOURNMENT.** At 6:45 p.m. Mrs. Grisham Bennett made a motion to adjourn to an additional closed session. The motion was seconded by Mr. Riggs and voted as follows: AYE: Mr. Thompson, Mrs. Tyree, Mr. Riggs, Mr. Mitchell, Mrs. Beykirch, Mr. Freeman, and Mrs. Grisham Bennett. NAY: None. ABSTAIN: None.
- XI. **ADJOURNMENT FROM ADDITIONAL CLOSED SESSION.**
- XII. At 8:05, Mr. Riggs made a motion to adjourn from Open Session. The motion was seconded by Mr. Mitchell and voted as follows: AYE: Mr. Thompson, Mrs. Tyree, Mr. Riggs, Mr. Mitchell, Mrs. Beykirch, Mr. Freeman, and Mrs. Grisham Bennett. NAY: None. ABSTAIN: None.

\_\_\_\_\_  
Jimmy E. Thompson, President

\_\_\_\_\_  
Linda Y. Collins, Secretary

Next Board Meeting Scheduled February 16, 2016 at 5:00 P.M, Board of Education Building

WEST PLAINS R-VII SCHOOL DISTRICT  
ACCOUNTS PAYABLE CHECK REGISTER SUMMARY LISTING

**\*\*\*AFTER JANUARY BOARD CHECKS FOR APPROVAL #61816 - #61854\*\*\***

10	61816	01/19/16	273	BROCAW BEARING & DRIVE	\$15.27
10	61817	01/19/16	5117	CHRIS REESE	\$200.00
10	61818	01/19/16	2509	GLOBAL EQUIPMENT CO	\$325.82
10	61819	01/19/16	5120	LYMAN R TIDWELL	\$504.90
10	61820	01/19/16	1551	XEROX CORPORATION	\$336.81
AD	61821	01/22/16	3755	JORDAN DAVID HUNTER	\$110.00
AD	61822	01/22/16	5121	MIKE DENBOW	\$198.00
AD	61823	01/22/16	1389	SPRINGFIELD PUBLIC SCHOOLS	\$150.00
10	61824	01/22/16	3761	BOYS AND GIRLS CLUB OF WEST PLAINS	\$6,371.72
10	61825	01/22/16	4889	INDOFF, INC.	\$14,394.00
10	61826	01/22/16	4296	MIDWEST TRANSIT EQUIPMENT	\$1,059.00
AD	61830	02/03/16	2578	CHRIS GATLIN	\$110.00
AD	61831	02/03/16	2578	CHRIS GATLIN	\$192.40
AD	61832	02/03/16	4995	CENTRAL HIGH SCHOOL	\$175.00
AD	61833	02/03/16	4719	DAVID GUNTER	\$110.00
AD	61834	02/03/16	2574	HARRISON PARKS AND RECREATION	\$150.00
AD	61835	02/03/16	5137	JAMES DAVIDSON	\$192.40
AD	61836	02/03/16	2423	JOHN AKERS	\$162.80
AD	61837	02/03/16	4666	KEITH MCDANIEL	\$110.00
AD	61838	02/03/16	3753	LANDON GRAY	\$186.80
AD	61839	02/03/16	3668	MERLYN JOHNSON	\$145.20
AD	61840	02/03/16	5121	MIKE DENBOW	\$110.00
AD	61841	02/03/16	5136	NICK FIEDLER	\$110.00
AD	61842	02/03/16	1231	RANDY WARD	\$110.00
AD	61843	02/03/16	1231	RANDY WARD	\$110.00
AD	61844	02/03/16	1389	SPRINGFIELD SCHOOLS	\$150.00
AD	61845	02/03/16	1541	WILLOW SPRINGS HIGH	\$112.84
10	61846	02/03/16	5015	BAILEY SHELTON	\$425.00
10	61847	02/03/16	5142	JOHN WELLS	\$193.50
10	61848	02/03/16	1575	MFCA	\$320.00
10	61849	02/03/16	5141	ROBERT COMBS	\$2,179.00
10	61852	02/08/16	3203	WORLDSTRIDES ONSTAGE PROGRAMS	\$25,575.00
10	61853	02/08/16	5148	ROBERTSHAW CONTROLS CO	\$2,500.00
10	61854	02/09/16	2629	ST.JUDE CHILDREN'S RESEARCH HO	\$600.00

<u>Total Amount Reported Since Last Board Meeting For Approval:</u>	<u>\$57,695.46</u>
---	--------------------

WEST PLAINS R-VII SCHOOL DISTRICT  
ACCOUNTS PAYABLE CHECK REGISTER SUMMARY LISTING

**\*\*\* FEBRUARY BOARD CHECKS FOR APPROVAL #61855 - #62041 \*\*\***

10	61855	02/16/16	3757	5 STAR CLEANERS	\$809.09
10	61856	02/16/16	3095	AIRE-MASTER OF AMERICA, INC.	\$37.08
10	61857	02/16/16	119	AIRGAS USA,LLC	\$53.28
10	61858	02/16/16	5062	ALISSA MALOY	\$38.40
10	61859	02/16/16	125	RIDDELL/ALL AMERICAN SPORTS CO	\$5,525.93
10	61860	02/16/16	204	AUTO ZONE	\$168.93
10	61861	02/16/16	213	BALLEW SAW & TOOL INC	\$54.96
10	61862	02/16/16	2420	BAZZINI HOLDINGS, L.L.C.	\$2,020.00
10	61863	02/16/16	770	JERRY C. BEAN	\$100.00
10	61864	02/16/16	250	BOLIVAR R-I SCHOOL	\$2,456.00
10	61865	02/16/16	2214	SUSAN M BOWLES	\$76.80
10	61866	02/16/16	1607	LUKE A BOYER	\$105.22
10	61867	02/16/16	273	BROCAW BEARING & DRIVE	\$73.47
10	61868	02/16/16	277	BROWN FURNITURE	\$25.00
10	61869	02/16/16	1255	BROWN'S LAWN & GARDEN,LLC	\$97.69
10	61870	02/16/16	1844	KAROL BROWN	\$67.20
10	61871	02/16/16	2700	BUCKEYE CLEANING CENTER	\$130.70
10	61872	02/16/16	288	C & S CLEANING SUPPLY	\$574.17
10	61873	02/16/16	299	CAPE ELECTRICAL SUPPLY LLC	\$688.76
10	61874	02/16/16	304	CAROLINA BIOLOGICAL	\$246.15
10	61875	02/16/16	1849	SUSAN CARTER	\$46.44
10	61876	02/16/16	4393	CASH SAVER	\$323.53
10	61877	02/16/16	5010	CASSIE AITKEN	\$52.00
10	61878	02/16/16	309	CAWVEYS ELECTRIC MOTOR	\$2,232.86
10	61879	02/16/16	314	CENTRAL STATES BUS	\$1,381.17
10	61880	02/16/16	316	CENTURYLINK	\$4,416.19
10	61881	02/16/16	1213	CENTURYLINK	\$91.46
10	61882	02/16/16	1213	CENTURYLINK	\$6.12
10	61883	02/16/16	2607	CINTAS #569	\$467.44
10	61884	02/16/16	332	CITY OF WEST PLAINS	\$165.00
10	61885	02/16/16	333	CITY UTILITIES	\$201.60
10	61886	02/16/16	333	CITY UTILITIES	\$33,710.44
10	61887	02/16/16	5126	SHEILA CLOUD	\$43.05
10	61888	02/16/16	2591	MICHAEL L COCHRAN	\$820.00
10	61889	02/16/16	3702	JESSICA COLLINS	\$110.40
10	61890	02/16/16	347	COLORVISION CORPORATION	\$2,960.12
10	61891	02/16/16	35	COLORVISION	\$19.44
10	61892	02/16/16	4178	CORLEY PRITCHARD OSBORNE TECH	\$14,158.33

WEST PLAINS R-VII SCHOOL DISTRICT  
ACCOUNTS PAYABLE CHECK REGISTER SUMMARY LISTING

10	61893	02/16/16	398	DATA MANAGEMENT INC.	\$166.00
10	61894	02/16/16	4068	DAVENPORT GROUP	\$1,160.00
10	61895	02/16/16	5146	DEVIN WHEELER	\$28.00
10	61896	02/16/16	3725	DIXIE STAMPEDE,LLC	\$2,661.60
10	61897	02/16/16	438	DOMINOS PIZZA	\$666.39
10	61898	02/16/16	4606	JULIE DUNN	\$75.00
10	61899	02/16/16	1621	LENNY R EAGLEMAN	\$123.60
10	61900	02/16/16	5060	ERIKA COOK	\$46.00
10	61901	02/16/16	3631	FAN CLOTH PRODUCTS LLC	\$1,358.00
10	61902	02/16/16	508	FARONICS TECHNOLOGIES USA INC	\$1,370.29
10	61903	02/16/16	509	FASTENAL COMPANY	\$1,010.58
10	61904	02/16/16	514	FELLERS	\$1,972.78
10	61905	02/16/16	515	FELLERS FOOD SERVICE EQUIPMENT	\$105.06
10	61906	02/16/16	1622	LISA J FOX	\$184.80
10	61907	02/16/16	1623	PENNY FOX-JONES	\$67.20
10	61908	02/16/16	535	FRANCE FIRE EXTINGUISHER	\$499.85
10	61909	02/16/16	593	GRAPHIC EDGE,INC.	\$640.72
10	61910	02/16/16	602	GRENNAN COMMUNICATIONS	\$199.95
10	61911	02/16/16	1957	ASHLEY HAMBY	\$149.80
10	61912	02/16/16	3581	ANDREW N HANSON	\$115.20
10	61913	02/16/16	1625	KEVIN M HEDDEN	\$49.27
10	61914	02/16/16	3323	HILAND DAIRY	\$310.80
10	61915	02/16/16	660	HILLYARD/SPRINGFIELD	\$6,395.88
10	61916	02/16/16	664	HIRSCH FEED & FARM SUPPLY	\$153.18
10	61917	02/16/16	664	HIRSCH FEED & FARM SUPPLY	\$26.32
10	61918	02/16/16	706	HORN PLUMBING	\$2,185.62
10	61919	02/16/16	3291	OZARK AWARDS	\$1,075.00
10	61920	02/16/16	2749	HOWELL COUNTY TREASURER	\$2,382.46
10	61921	02/16/16	1626	SETH A HUDDLESTON	\$160.00
10	61922	02/16/16	722	HUMMERT INTERNATIONAL	\$384.11
10	61923	02/16/16	754	J.W. PEPPER & SON INC.	\$1,374.92
10	61924	02/16/16	757	JACKSON TERMITE CO INC	\$510.00
10	61925	02/16/16	2001	AMY JACKSON	\$102.00
10	61926	02/16/16	5138	JADEN HICKS	\$1,000.00
10	61927	02/16/16	1847	LARRY JEWELL	\$14.34
10	61928	02/16/16	2791	JIM'S ALL PUMP & SEPTICS, LLC	\$840.00
10	61929	02/16/16	1628	KELLY L JONES	\$60.00
10	61930	02/16/16	803	JOSTENS	\$2,359.20
10	61931	02/16/16	5011	KANDI PHILLIPS	\$50.40
10	61932	02/16/16	2731	MARCIA L KANTOLA	\$28.80
10	61933	02/16/16	5147	KATIE BRAGE	\$28.12
10	61934	02/16/16	4558	KATIE JENSEN	\$1,464.80

WEST PLAINS R-VII SCHOOL DISTRICT  
ACCOUNTS PAYABLE CHECK REGISTER SUMMARY LISTING

10	61935	02/16/16	938	KENT YARBER CANDY CO	\$356.40
10	61936	02/16/16	2025	JANE KRAMER	\$44.40
10	61937	02/16/16	4358	KRISTEFF GROUP,LLC	\$571.50
10	61938	02/16/16	3644	DONALD E LAUGHARY	\$43.05
10	61939	02/16/16	566	LUMEN TOUCH, LLC	\$16,001.50
10	61940	02/16/16	1047	M-S MUSIC, INC.	\$1,957.54
10	61941	02/16/16	908	MAESP	\$289.00
10	61942	02/16/16	2049	STEVEN MARTZ JR.	\$23.52
10	61943	02/16/16	936	MASSP	\$383.00
10	61944	02/16/16	3143	CODY S MCKEE	\$43.05
10	61945	02/16/16	2953	COURTNEY J MCLAUGHLIN	\$36.00
10	61946	02/16/16	950	MEDICAL EQUIPMENT AFFILIATES	\$2,032.80
10	61947	02/16/16	952	MEEKS	\$1,702.71
10	61948	02/16/16	954	MEEKS	\$93.06
10	61949	02/16/16	4517	MEGGIN HOGSETT	\$424.00
10	61950	02/16/16	1796	METALWELD, INC.	\$1,019.63
10	61951	02/16/16	968	MFA PROPANE	\$568.73
10	61952	02/16/16	5009	MICHELLE JEFFERY	\$53.20
10	61953	02/16/16	4296	MIDWEST TRANSIT EQUIPMENT	\$1,579.42
10	61954	02/16/16	4052	HEATHER N MILLER	\$67.20
10	61955	02/16/16	987	MISSOURI DEPARTMENT OF	\$20.00
10	61956	02/16/16	1000	MISSOURI S&T AR	\$2,250.00
10	61957	02/16/16	4498	MISSOURI SPORTS HALL OF FAME	\$300.00
10	61958	02/16/16	1009	MISSOURI STATE HIGHWAY PATROL	\$384.00
10	61959	02/16/16	1027	MO-ARK GLASS	\$295.00
10	61960	02/16/16	3819	MONTY'S OUTDOORS	\$993.50
10	61961	02/16/16	2356	MORLAN-SHELL FORD, INC	\$178.23
10	61962	02/16/16	1048	MSBA	\$1,000.01
10	61963	02/16/16	1056	MSU	\$11,390.00
10	61964	02/16/16	1587	JONATHAN D MULFORD	\$730.80
10	61965	02/16/16	1086	NATIONAL FFA ORGANIZA.	\$83.00
10	61966	02/16/16	1635	ANITA M NELSON	\$75.20
10	61967	02/16/16	1096	NEVADA R-S SCHOOL DIST	\$217.00
10	61968	02/16/16	2384	NEWBERRY AUTO SALES	\$1,098.64
10	61969	02/16/16	1104	NORMAN ORR OFFICE SUPPLY	\$704.14
10	61970	02/16/16	2649	OLSON PRECAST CONCRETE PRODUCT	\$140.00
10	61971	02/16/16	1580	OPAA FOOD MANAGEMENT INC.	\$87,484.28
10	61972	02/16/16	1128	OREILLY AUTO	\$522.50
10	61973	02/16/16	1129	OREILLY AUTOMOTIVE	\$613.41
10	61974	02/16/16	1130	OREILLY AUTOMOTIVE	\$810.86
10	61975	02/16/16	1131	OREILLY AUTOMOTIVE	\$14.63
10	61976	02/16/16	1694	OZARK CAFE	\$13.65



WEST PLAINS R-VII SCHOOL DISTRICT  
ACCOUNTS PAYABLE CHECK REGISTER SUMMARY LISTING

10	61977	02/16/16	1140	OZARK HORSETRADER INC.	\$711.60
10	61978	02/16/16	847	OZARK RADIO NETWORK	\$680.00
10	61979	02/16/16	1144	OZARKO TIRE CENTER	\$2,368.46
10	61980	02/16/16	1141	OZARKS MEDICAL CENTER	\$20,426.25
10	61981	02/16/16	1146	PALEN MUSIC CENTER	\$239.00
10	61982	02/16/16	5115	BRADLEY PARRISH	\$102.50
10	61983	02/16/16	1168	PEPSI MIDAMERICA	\$382.83
10	61984	02/16/16	1171	PERMA BOUND	\$569.45
10	61985	02/16/16	1174	PHYSICAL THERAPY	\$3,500.00
10	61986	02/16/16	3718	PROFESSIONAL MEDIA GROUP LLC	\$2,507.50
10	61987	02/16/16	4020	R.P.LUMBER CO.,INC.	\$1,908.96
10	61988	02/16/16	1233	RDJ SPECIALTIES INC	\$387.12
10	61989	02/16/16	1248	REPUBLIC HIGH SCHOOL	\$252.00
10	61990	02/16/16	3733	RESULTS ADVERTISING,INC	\$1,670.82
10	61991	02/16/16	4975	PATRICIA J RODRIGUEZ	\$21.35
10	61992	02/16/16	3233	AMY M ROSS	\$153.60
10	61993	02/16/16	2109	DENISE ROWLAND	\$71.20
10	61994	02/16/16	2566	SAPP DESIGN ASSOCIATES, P.C.	\$47,968.75
10	61995	02/16/16	1309	SCHWEGMAN OFFICE SUPPLY	\$886.55
10	61996	02/16/16	652	SCREENSHOTS PRINTING & DESIGN	\$237.03
10	61997	02/16/16	1316	CONTINUUM RETAIL ENERGY SERVIC	\$5,353.67
10	61998	02/16/16	4643	SHAYLA HARRISON	\$60.80
10	61999	02/16/16	5085	SHERRIE HOGUE	\$230.40
10	62000	02/16/16	1327	SHERWIN WILLIAMS	\$337.21
10	62001	02/16/16	1640	GREGORY B SIMPKINS	\$125.20
10	62002	02/16/16	2623	SMBOA	\$250.00
10	62003	02/16/16	1641	SCOTT A SMITH	\$121.20
10	62004	02/16/16	1833	SPRINGFIELD GROCER COMPANY	\$1,482.63
10	62005	02/16/16	3925	SPRINGFIELD MUSIC	\$441.84
10	62006	02/16/16	1391	SPRINGFIELD STAMP &	\$11.70
10	62007	02/16/16	4987	STANDARD STATIONERY SUPPLY CO.	\$45.20
10	62008	02/16/16	1412	STEWART-MORRISON REDIMIX	\$900.25
10	62009	02/16/16	129	SUBWAY	\$93.77
10	62010	02/16/16	2895	SUPER HOLIDAY TOURS	\$15,750.00
10	62011	02/16/16	2885	SUPREME KITCHEN & BATH	\$118.00
10	62012	02/16/16	1723	T&T GLASS, LLC	\$5.54
10	62013	02/16/16	4706	TESS MILEY	\$67.60
10	62014	02/16/16	1425	THE BATTERY STATION LLC	\$512.00
10	62015	02/16/16	4586	THE MARKERBOARD PEOPLE	\$427.50
10	62016	02/16/16	1405	THE STEEL YARD INC	\$755.59
10	62017	02/16/16	1565	TIM PACK	\$62.62
10	62018	02/16/16	5042	ELDON L TINSLEY	\$1,538.56

WEST PLAINS R-VII SCHOOL DISTRICT  
ACCOUNTS PAYABLE CHECK REGISTER SUMMARY LISTING

10	62019	02/16/16	4047	TERRI J TOMLINSON	\$67.20
10	62020	02/16/16	1444	TONY'S TIRE SERVICE	\$280.00
10	62021	02/16/16	2011	TRACIE JOINER	\$128.00
10	62022	02/16/16	1450	TRASHWAGON EXPRESS	\$362.00
10	62023	02/16/16	1458	TWIN PONDS SCREENPRINT	\$260.80
10	62024	02/16/16	2357	ULTRA-CHEM INC	\$4,325.06
10	62025	02/16/16	1648	KAREN L VAUGHN	\$36.08
10	62026	02/16/16	5058	KIMBERLY WADE	\$40.00
10	62027	02/16/16	1507	WEST PLAINS CIVIC CENTER	\$120.00
10	62028	02/16/16	4944	WEST PLAINS DAILY QUILL	\$194.00
10	62029	02/16/16	1512	WEST PLAINS ELECTRIC	\$3,374.50
10	62030	02/16/16	1825	WEST PLAINS OCCUPATIONAL & INS	\$513.00
10	62031	02/16/16	1522	WEST PLAINS PARKS & RECREATION	\$300.00
10	62032	02/16/16	1523	WEST PLAINS POSEY PATCH	\$93.50
10	62033	02/16/16	1524	WEST PLAINS PROPANE INC.	\$49.25
10	62034	02/16/16	1528	WEST PLAINS RENTAL & SUPPLY, I	\$49.35
10	62035	02/16/16	1536	WILBANKS TIRE	\$33.00
10	62036	02/16/16	1646	JULIE R WILLIAMS	\$324.00
10	62037	02/16/16	2198	MARTHA A WILLIAMS	\$72.00
10	62038	02/16/16	1545	WOOD MECHANICAL INC.	\$3,680.00
10	62039	02/16/16	2206	CYNTHIA A WRIGHT	\$204.95
10	62040	02/16/16	1551	XEROX CORPORATION	\$551.93
10	62041	02/16/16	4662	YANCY K. YATES	\$100.00

Total Amount Reported For FEBRUARY Board Approval: \$373,613.89

**\*\*\* GRAND TOTAL AMOUNT OF ALL CHECKS REPORTED FOR CODES 10 & AD \*\*\*** **\$431,309.35**

West Plains R-VII School District  
 ACCOUNTS PAYABLE CHECK REGISTER SUMMARY LISTING  
 Accounts Payable COMPUTER Check Register

15:38:21 08 FEB 2016

PAGE 13

CK CD	CHK NUM	CK DATE	VENDOR NAME	AMOUNT
CC	5248	02/08/16	000104 4IMPRINT	1,153.74
CC	5249	02/08/16	003793 63 FUEL STOP	18.53
CC	5250	02/08/16	000159 ALLDATA	975.00
CC	5251	02/08/16	000008 AMAZON	99.99
CC	5252	02/08/16	000008 GE MONEY BANK/AMAZON	1,224.39
CC	5253	02/08/16	000008 AMAZON.COM, INC.	1,036.13
CC	5254	02/08/16	000008 AMAZON MARKETPLACE	652.32
CC	5255	02/08/16	001725 AMERICAN BAND	234.57
CC	5256	02/08/16	000169 AMERICAN RED CROSS	1,107.00
CC	5257	02/08/16	004381 ANDERSON'S	338.84
CC	5258	02/08/16	004241 AT HOME MARKET	50.00
CC	5259	02/08/16	003410 BIZCHAIR.COM	599.35
CC	5260	02/08/16	003838 BRODER BROTHERS	694.63
CC	5261	02/08/16	004552 BROOKS JEFFREY MARKETING	378.66
CC	5262	02/08/16	000279 BSN SPORTS INC	484.88
CC	5263	02/08/16	001812 CAPITOL PLAZA HOTEL	177.62
CC	5264	02/08/16	003101 CASEY'S GENERAL STORE #1715	19.00
CC	5265	02/08/16	003101 CASEY'S GENERAL STORE #1715	12.63
CC	5266	02/08/16	003101 CASEY'S GENERAL STORE	16.75
CC	5267	02/08/16	004393 CASH SAVER	229.04
CC	5268	02/08/16	003841 CHEDDAR'S	27.52
CC	5269	02/08/16	003007 CHICK-FIL-A	7.69
CC	5270	02/08/16	003007 CHICK-FIL-A	9.14
CC	5271	02/08/16	005118 CHILI'S	5.63
CC	5272	02/08/16	005118 CHILI'S	37.67
CC	5273	02/08/16	003023 COLTON'S STEAK HOUSE & GRILL	315.00
CC	5274	02/08/16	005107 CONNECTICUT WEB DESIGNER, LLC	558.00
CC	5275	02/08/16	004031 COUNTRY MEATS.COM	178.00
CC	5276	02/08/16	005119 COURTYARD MARRIOTT	564.24
CC	5277	02/08/16	003206 CULVER'S	80.88
CC	5278	02/08/16	000437 DOLLAR GENERAL STORE #01253	23.66
CC	5279	02/08/16	000437 DOLLAR GENERAL STORE #14939	80.47
CC	5280	02/08/16	000438 DOMINOS PIZZA	238.81
CC	5281	02/08/16	001691 DRAGO BOOK STORE	720.00
CC	5282	02/08/16	000461 E GROUP INC.	372.00
CC	5283	02/08/16	005134 EDGAR SPRINGS EAGLE STOP	30.00
CC	5284	02/08/16	003014 EL CHARRO WEST PLAINS	100.44
CC	5285	02/08/16	003014 EL CHARRO WEST PLAINS	197.10
CC	5286	02/08/16	005135 ENTERPRISE CAR TOLLS	4.95
CC	5287	02/08/16	005129 ENTERPRISE RENT-A-CAR	332.75
CC	5288	02/08/16	003980 ETC	14.34
CC	5289	02/08/16	004766 FESTIVALS OF MUSIC	300.00
CC	5290	02/08/16	000530 FOLLETT SCHOOL SOLUTIONS, INC.	178.41
CC	5291	02/08/16	000530 FOLLETT SCHOOL SOLUTIONS, INC.	518.38
CC	5292	02/08/16	004191 FREDDY'S FROZEN CUSTARD & STEA	65.86
CC	5293	02/08/16	004834 HOBBY LOBBY STORE #585	70.18
CC	5294	02/08/16	005123 HOLIDAY INN EXPRESS	154.44
CC	5295	02/08/16	005127 HOLIDAY INN EXPRESS	13.77
CC	5296	02/08/16	005127 HOLIDAY INN EXPRESS	454.65
CC	5297	02/08/16	005133 PAY HOMEAWAY	1,238.07
CC	5298	02/08/16	000719 HOWELL OREGON ELECTRIC	1,333.24
CC	5299	02/08/16	002897 HEROES COFFEE	85.90
CC	5300	02/08/16	000726 HYATT REGENCY ST LOUIS	354.49

West Plains R-VII School District  
 ACCOUNTS PAYABLE CHECK REGISTER SUMMARY LISTING  
 Accounts Payable COMPUTER Check Register

15:38:21 08 FEB 2016

PAGE 14

CK CD	CHK NUM	CK DATE	VENDOR NAME	AMOUNT
CC	5301	02/08/16	003442 JIMMY JOHNS	9.07
CC	5302	02/08/16	003442 JIMMY JOHNS	21.04
CC	5303	02/08/16	005132 KIENER EAST GARAGE	20.00
CC	5304	02/08/16	003352 KUM & GO	28.00
CC	5305	02/08/16	000870 LAQUINTA INNS & SUITES	315.00
CC	5306	02/08/16	004508 MOBYMAX,LLC	99.00
CC	5307	02/08/16	002450 LITTLE CAESAR'S PIZZA	214.00
CC	5308	02/08/16	005130 LIVESTOCKJUDGING.COM	100.00
CC	5309	02/08/16	003788 MAKEMUSIC, INC.	352.00
CC	5310	02/08/16	005124 MARIA'S MEXICAN	45.08
CC	5311	02/08/16	000931 MASA	750.00
CC	5312	02/08/16	003032 MCDONALD'S	1.50
CC	5313	02/08/16	003517 MF ATHLETIC, MFAC LLC	486.43
CC	5314	02/08/16	003517 MF ATHLETIC, MFAC LLC	596.00
CC	5315	02/08/16	003517 MF ATHLETIC, MFAC LLC	449.00
CC	5316	02/08/16	000988 MISSOURI DEPARTMENT OF	13.25
CC	5317	02/08/16	000986 CSI MISSOURI DEPARTMENT OF REV	162.17
CC	5318	02/08/16	001010 MISSOURI STATE UNIVERSITY-WP	50.00
CC	5319	02/08/16	001028 MOASBO	280.00
CC	5320	02/08/16	004301 MURPHY EXPRESS 8545	10.00
CC	5321	02/08/16	005111 MUSHROOM CLOUD PRESS	124.99
CC	5322	02/08/16	001080 NAPT	23.17
CC	5323	02/08/16	004960 NATIONAL SCIENCE TEACHERS ASSO	185.71
CC	5324	02/08/16	001095 NCS PEARSON INC.	5,800.00
CC	5325	02/08/16	003289 NEWEGG.COM	67.98
CC	5326	02/08/16	002492 NSPRA	455.00
CC	5327	02/08/16	005131 ONE STOP	452.01
CC	5328	02/08/16	001132 ORIENTAL TRADING CO.	41.46
CC	5329	02/08/16	001694 OZARK CAFE	25.76
CC	5330	02/08/16	004840 OZARK PIZZA & BREAD CO,LLC	100.00
CC	5331	02/08/16	001150 PARENTS AS TEACHERS	15.00
CC	5332	02/08/16	001743 POSTMASTER	296.74
CC	5333	02/08/16	001197 PRO-ED	4.80
CC	5334	02/08/16	005125 PTI CAPE GIRARDEAU WEST	202.12
CC	5335	02/08/16	000736 RICOH USA, INC.	1,494.65
CC	5336	02/08/16	000737 RICOH USA, INC.	3,192.25
CC	5337	02/08/16	005038 ROBOT MESH	119.96
CC	5338	02/08/16	001290 SAMUEL FRENCH INC.	61.80
CC	5339	02/08/16	000063 SCHOOL SPECIALTY	27.74
CC	5340	02/08/16	001309 SCHWEGMAN OFFICE SUPPLY	70.88
CC	5341	02/08/16	003459 SHELL OIL	17.50
CC	5342	02/08/16	001329 SHIFFLER EQUIPMENT SALES	608.62
CC	5343	02/08/16	003830 SIRLOIN STOCKADE	27.41
CC	5344	02/08/16	003504 SONIC	50.00
CC	5345	02/08/16	003504 SONIC	12.32
CC	5346	02/08/16	000155 STATE ROAD KK HOLDINGS,LLC	919.31
CC	5347	02/08/16	003329 SUPER 8 BOLIVAR	711.00
CC	5348	02/08/16	005122 SUPPLIESOUTLET.COM	66.27
CC	5349	02/08/16	004080 TEACHERSPAYTEACHERS.COM	200.65
CC	5350	02/08/16	003681 THE DONUT PALACE	214.70
CC	5351	02/08/16	003721 THE GLAZIER CLINICS	197.00
CC	5352	02/08/16	004000 TRAVELOCITY.COM	600.96
CC	5353	02/08/16	001481 UNIVERSITY PLAZA HOTEL	3.00

West Plains R-VII School District  
ACCOUNTS PAYABLE CHECK REGISTER SUMMARY LISTING  
Accounts Payable COMPUTER Check Register

CK CD	CHK NUM	CK DATE	VENDOR NAME	AMOUNT
CC	5354	02/08/16	002845 VERIZON WIRELESS	1,872.33
CC	5355	02/08/16	003010 VISTA GRANDE MEXICAN RESTAURAN	359.01
CC	5356	02/08/16	001502 WALMART COMMUNITY	8,066.37
CC	5357	02/08/16	003177 WENDY'S	7.64
CC	5358	02/08/16	001516 WEST PLAINS FLORAL	120.79
CC	5359	02/08/16	001523 WEST PLAINS POSEY PATCH	139.28
CC	5360	02/08/16	004069 WESTLAKE ACE HARDWARE	114.21
CC	5361	02/08/16	004110 WHOLE HOG CAFE	14.50
CC	5362	02/08/16	003364 WOBBLY BOOTS	370.49

\*\*\*\*\* GRAND TOTAL AMOUNT OF ALL CHECKS REPORTED FOR CODE CC \*\*\*\*\*

49,625.67\*

# REVENUES & EXPENDITURES

PAGE 1

This report includes the month of January.

Printed On: February 11, 2016

FOR COMPARISON REASONS, THIS PAGE DOES NOT INCLUDE THE STADIUM RENOVATION EXPENSES OR REVENUES.

## Total Revenue

	JUL	AUG	SEP	OCT	NOV	DEC	JAN	FEB	MAR	APR	MAY	JUN
2016	762,183	1,795,397	3,014,502	4,719,792	6,622,225	8,982,563	15,991,395					
2015	799,672	1,739,816	3,078,361	4,671,065	6,040,635	8,765,498	15,597,049	17,477,994	19,236,147	21,375,181	23,200,818	25,804,867
2014	908,184	1,871,777	2,797,124	4,661,150	6,429,165	8,841,482	14,843,645	16,739,005	18,547,966	20,360,108	22,682,150	24,894,243
2013	859,336	1,801,046	2,924,735	4,689,032	6,988,206	8,768,314	14,907,307	17,171,164	19,081,041	20,969,854	22,905,196	25,004,776

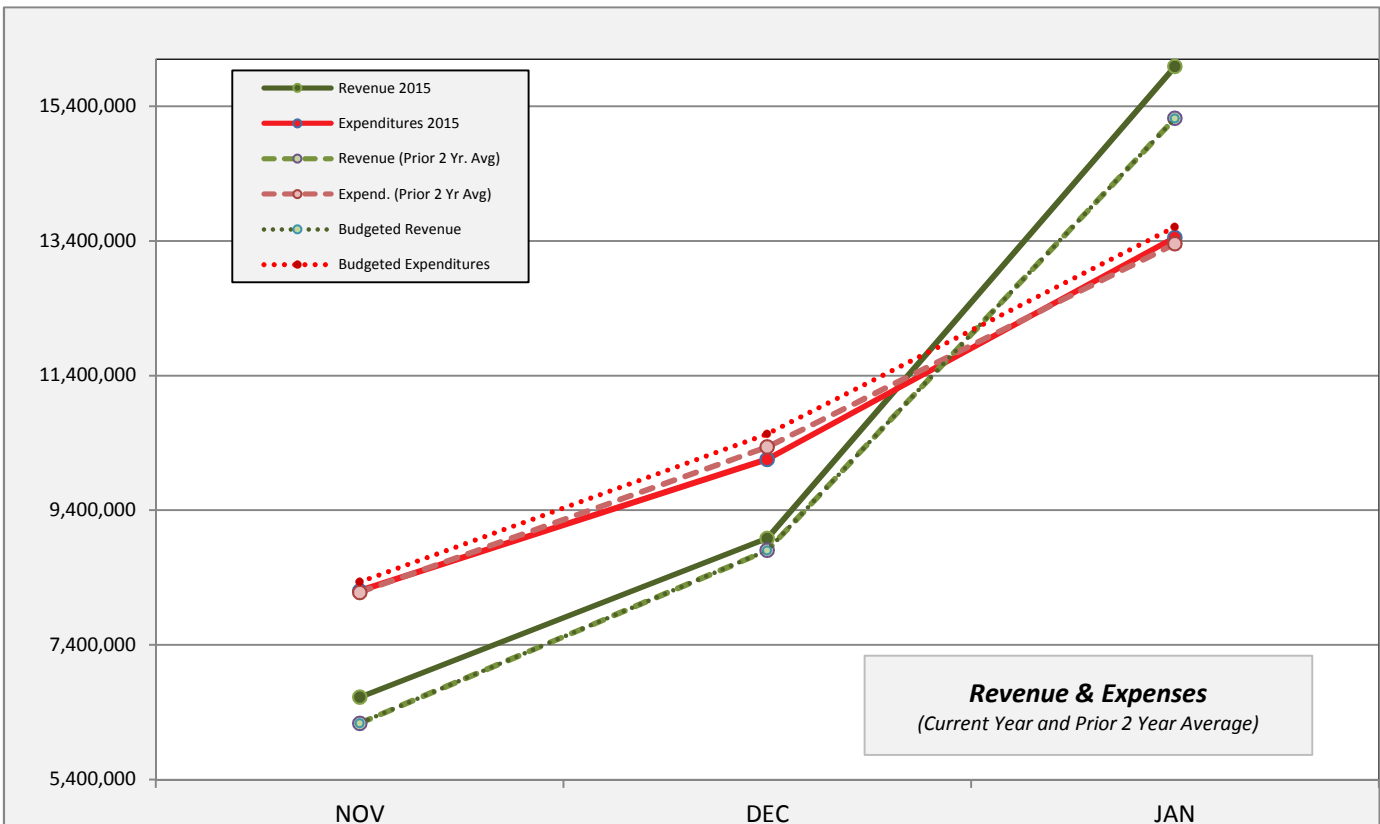
## Total Expenditures

	JUL	AUG	SEP	OCT	NOV	DEC	JAN	FEB	MAR	APR	MAY	JUN
2016	\$898,700	1,889,689	4,040,905	6,101,335	8,201,706	10,156,454	13,450,609	13,787,842	13,787,842	13,787,842	13,787,842	13,787,842
2015	1,005,374	1,834,941	4,016,990	6,198,503	8,446,589	10,400,661	13,819,658	16,156,864	17,962,515	20,064,367	22,086,103	26,707,773
2014	990,323	1,735,525	3,928,438	5,952,853	7,913,229	10,277,617	12,895,540	14,855,596	16,671,513	18,615,452	20,526,074	25,183,121
2013	776,580	2,192,147	4,464,166	6,445,389	8,654,142	10,710,453	12,664,819	14,565,597	16,500,946	18,863,877	20,947,290	25,282,520

## Revenues less Expenditures

	JUL	AUG	SEP	OCT	NOV	DEC	JAN	FEB	MAR	APR	MAY	JUN
2016	-136,517	-94,293	-1,026,403	-1,381,543	-1,579,481	-1,173,891	2,540,786					
2015	-205,703	-95,125	-938,630	-1,527,438	-2,405,954	-1,635,163	1,777,391	1,321,130	1,273,632	1,310,813	1,114,715	-902,906
2014	-82,139	136,252	-1,131,314	-1,291,703	-1,484,064	-1,436,135	1,948,105	1,883,409	1,876,453	1,744,656	2,156,076	-288,878
2013	82,757	-391,100	-1,539,431	-1,756,357	-1,665,935	-1,942,138	2,242,488	2,605,566	2,580,095	2,105,977	1,957,906	-277,743

	Revenue Budget	Through JAN	Total	% of Actual Through JAN	Estimate based on Prior Year %	Expense Budget	Through JAN	Total	% of Actual Through JAN	Estimate based on Prior Year %
2016	25,345,764	15,991,395	25,345,764		26,698,760	26,429,705	13,450,609	26,429,705		26,366,122
2015	24,891,141	15,597,049	25,804,867	60.44		26,682,433	13,819,658	26,707,773	51.74	
2014	24,565,546	14,843,645	24,894,243	59.63		25,854,694	12,895,540	25,183,121	51.21	
2013	25,428,180	14,907,307	25,004,776	59.62		26,628,503	12,664,819	25,282,520	50.09	



# GRAPHICAL FINANCIAL DATA

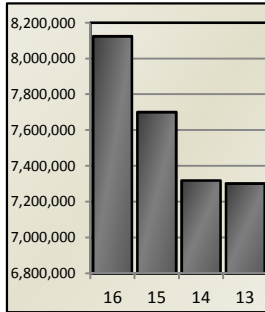
PAGE 1

This report includes the month of January.

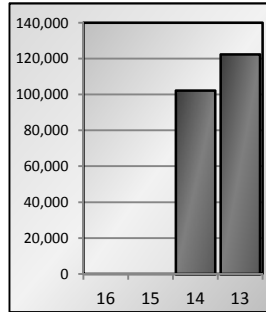
Printed On: February 11, 2016

FOR COMPARISON REASONS, THIS PAGE DOES NOT INCLUDE THE STADIUM RENOVATION EXPENSES OR REVENUES.

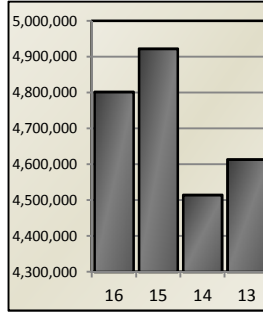
## 4 YEAR REVENUE COMPARISON THROUGH THE MONTH OF JANUARY



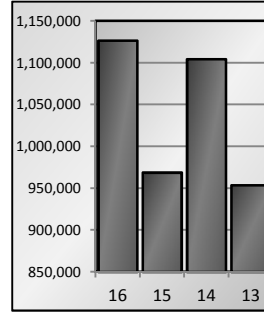
Local Revenue



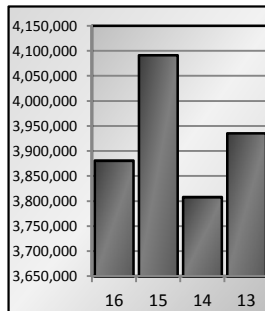
County Revenue



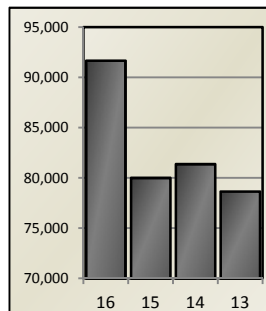
State Revenue



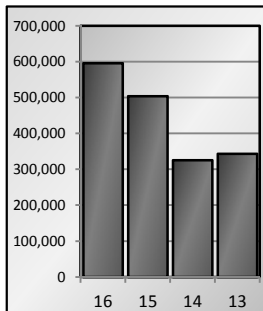
Federal Revenue



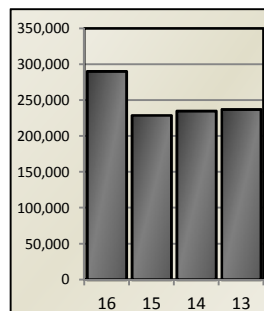
Basic Formula



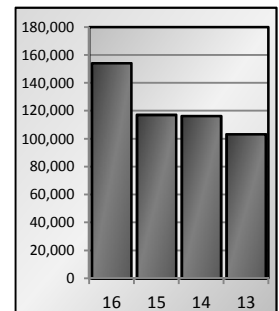
State Transportation



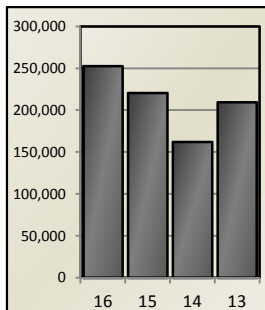
Student Activities (Fund 60)



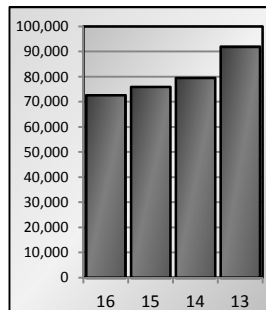
Fed. School Lunch (5445)



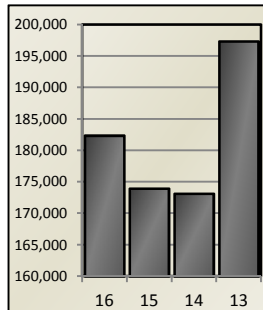
Fed. School Breakfast (5446)



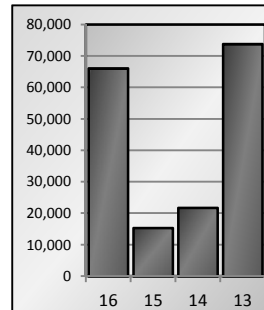
Adult Tuition (5123)



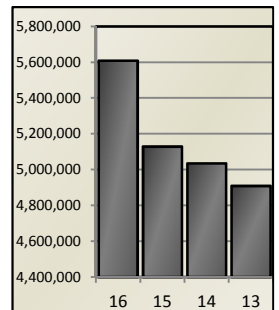
Interest Earned (5141)



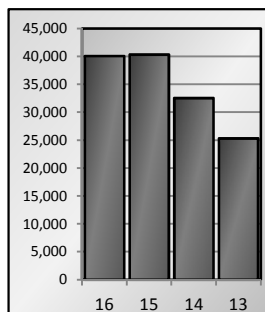
Local Food Service



Miscellaneous Local Rev. (5198)



Current & Delinquent Taxes



Admissions & Gate (5171)

**2015:**  
Ag Building Donations  
**2013 & 2012:**  
Football Renovation  
Donations

# GRAPHICAL FINANCIAL DATA

PAGE 1

This report includes the month of January.

Printed On: February 11, 2016

FOR COMPARISON REASONS, THIS PAGE DOES NOT INCLUDE THE STADIUM RENOVATION EXPENSES OR REVENUES.

## 4 YEAR REVENUE COMPARISON THROUGH THE MONTH OF

### Revenues By Source (2016)

	JUL	AUG	SEP	OCT	NOV	DEC	JAN	FEB	MAR	APR	MAY	JUN
Local	221,911	649,257	1,126,119	1,595,842	1,966,468	3,280,861	8,124,667					
County	0	0	0	0	0	0	0					
State	576,476	1,172,243	1,851,463	2,554,549	3,397,895	4,070,871	4,801,965					
Federal	0	610	31,152	129,830	305,680	506,736	1,126,613					
Tuition	-36,204	-26,713	2,557	436,359	948,971	1,120,884	1,934,938					
Other	0	0	3,211	3,211	3,211	3,211	3,211					
Total	762,183	1,795,397	3,014,502	4,719,792	6,622,225	8,982,563	15,991,395					

### Revenues By Source (2015)

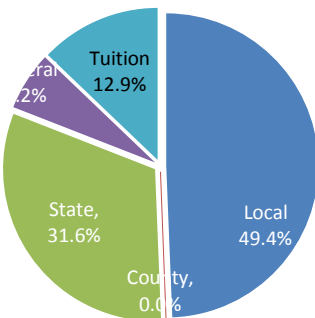
	JUL	AUG	SEP	OCT	NOV	DEC	JAN	FEB	MAR	APR	MAY	JUN
Local	219,432	574,931	977,977	1,327,036	1,723,056	2,853,181	7,700,417	8,213,511	8,570,180	8,924,011	9,394,201	9,901,902
County	0	0	0	0	0	0	0	319,612	319,612	319,612	313,084	313,084
State	571,564	1,155,358	1,912,562	2,651,124	3,372,190	4,224,606	4,922,619	5,626,927	6,371,867	7,351,219	8,106,504	9,096,537
Federal	1,625	2,477	86,847	145,075	292,702	415,643	968,719	1,168,536	1,347,808	1,667,473	1,758,768	2,583,370
Tuition	7,050	7,050	100,974	547,831	652,687	1,271,743	2,004,969	2,149,083	2,626,355	3,112,540	3,627,935	3,909,648
Other	0	0	0	0	0	325	325	325	325	325	325	325
Total	799,672	1,739,816	3,078,361	4,671,065	6,040,635	8,765,498	15,597,049	17,477,994	19,236,147	21,375,181	23,200,818	25,804,867

### Revenues By Source (2014)

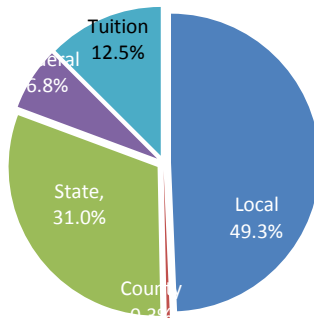
	JUL	AUG	SEP	OCT	NOV	DEC	JAN	FEB	MAR	APR	MAY	JUN
Local	244,552	539,266	837,113	1,186,124	1,575,408	2,664,972	7,318,806	7,783,550	8,200,658	8,455,590	8,826,868	9,240,770
County	0	0	0	0	0	0	102,193	328,702	328,702	328,702	328,702	322,369
State	591,926	1,231,028	1,899,326	2,561,077	3,221,790	3,848,208	4,514,465	5,162,225	5,906,176	6,698,437	7,814,560	8,614,458
Federal	57,170	86,226	59,241	416,569	560,455	971,298	1,104,441	1,391,358	1,642,614	1,912,004	2,127,968	2,852,326
Tuition	14,536	15,258	1,444	497,379	1,071,512	1,357,004	1,803,741	2,073,170	2,469,815	2,965,375	3,572,052	3,826,016
Other	0	0	0	0	0	0	0	0	0	0	12,000	38,304
Total	908,184	1,871,777	2,797,124	4,661,150	6,429,165	8,841,482	14,843,645	16,739,005	18,547,966	20,360,108	22,682,150	24,894,243

### 2016 Revenues By Fund

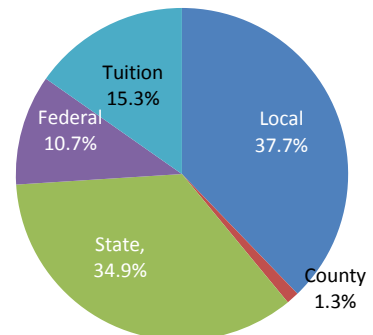
	JUL	AUG	SEP	OCT	NOV	DEC	JAN	FEB	MAR	APR	MAY	JUN
10	271,204	706,533	1,162,481	2,081,847	2,701,109	3,759,692	9,021,238					
20	410,535	855,950	1,399,185	1,941,914	3,072,587	4,246,789	5,840,132					
30	0	0	0	0	0	0	0					
40	47,531	119,459	182,709	269,308	324,139	386,544	454,435					
60	30,353	103,425	257,482	388,435	478,878	529,886	596,045					
65	2,561	10,032	12,644	38,287	45,511	59,652	79,544					
70	0	0	0	0	0	0	0					
Other	0	0	0	0	0	0	0					
Total	762,183	1,795,397	3,014,502	4,719,792	6,622,225	8,982,563	15,991,395	0	0	0	0	0



Through January, 2016



Through January, Prior 2 Year Avg.



2 Year Average, End of Year Totals



# REVENUES

## PAGE 1

This report includes the month of January.

Printed On: February 11, 2016

### 4 YEAR REVENUE COMPARISON OF MAJOR REVENUE SOURCES

Each month represents total for that month plus prior months.

#### Current Taxes (5111)

	NOV	DEC	JAN	FEB	MAR
2016	27,655	952,144	5,480,867		
2015	0	736,274	4,971,409	5,051,710	5,141,053
2014	0	768,524	4,890,182	4,976,006	5,068,798
2013	0	683,108	4,750,578	4,827,550	4,910,672

#### Prop C (5113)

	NOV	DEC	JAN	FEB	MAR
2016	828,659	973,623	1,110,001		
2015	777,847	929,597	1,096,786	1,250,303	1,411,249
2014	776,875	917,327	1,064,882	1,229,887	1,385,132
2013	694,581	862,774	1,003,215	1,180,620	1,305,518

#### Interest Revenue (5141)

	NOV	DEC	JAN	FEB	MAR
2016	52,173	59,274	72,625		
2015	55,817	63,431	75,936	87,121	102,173
2014	58,331	66,900	79,507	91,153	107,268
2013	61,942	69,639	91,940	103,748	120,386

#### Fines & Escheats (5211)

	NOV	DEC	JAN	FEB	MAR
2016	0	0	0		
2015	0	0	0	94,105	94,105
2014	0	0	102,193	102,193	102,193
2013	0	0	122,387	122,387	122,387

#### State Basic Formula (5311)

	NOV	DEC	JAN	FEB	MAR
2016	2,787,131	3,322,140	3,880,820		
2015	2,949,972	3,540,778	4,091,487	4,638,352	5,255,493
2014	2,730,389	3,258,112	3,807,905	4,349,928	4,992,866
2013	2,820,050	3,410,259	3,935,355	4,502,287	5,064,782

#### ECSE (5314)

	NOV	DEC	JAN	FEB	MAR
2016	72,304	144,608	216,913		
2015	57,963	120,525	183,086	245,648	289,754
2014	74,998	112,497	149,997	187,496	187,496
2013	75,401	113,102	150,803	188,503	229,974

#### Career Education (5332)

	NOV	DEC	JAN	FEB	MAR
2016	132,315	132,315	136,066		
2015	0	122,315	122,315	122,315	122,315
2014	0	0	0	943	943
2013	0	0	0	0	0

#### Medicaid (5412)

	NOV	DEC	JAN	FEB	MAR
2016	20,170	20,170	41,223		
2015	19,389	22,566	44,722	54,522	79,934
2014	40,220	44,942	70,634	70,684	73,229
2013	6,352	11,684	11,684	44,008	48,665

#### IDEA (5441)

	NOV	DEC	JAN	FEB	MAR
2016	0	0	159,885		
2015	0	0	133,113	133,113	192,579
2014	58,029	58,029	58,029	136,227	248,797
2013	50,470	100,940	151,410	151,410	201,879

#### Fed Breakfast (5446)

	NOV	DEC	JAN	FEB	MAR
2016	60,957	128,227	154,192		
2015	56,172	91,471	117,133	141,946	170,411
2014	54,090	90,667	116,368	127,807	150,827
2013	45,163	77,165	103,314	123,749	153,170

#### Delinquent Taxes (5112)

	NOV	DEC	JAN	FEB	MAR
2016	91,032	102,001	128,739		
2015	122,606	135,018	157,647	165,595	178,067
2014	116,587	127,772	145,423	151,904	164,739
2013	94,060	104,401	158,598	165,009	176,691

#### M&M Surcharge (5115)

	NOV	DEC	JAN	FEB	MAR
2016	2,705	37,702	39,223		
2015	3,442	33,242	306,461	308,058	309,221
2014	3,017	26,885	289,768	297,674	298,871
2013	47,183	69,628	318,538	319,535	320,615

#### Pupil Food Service (5151)

	NOV	DEC	JAN	FEB	MAR
2016	68,922	81,983	102,296		
2015	61,055	72,996	90,129	104,353	115,514
2014	63,310	70,378	86,053	95,093	106,937
2013	63,124	75,079	95,011	112,659	126,204

#### RR & Utility Tax (5221)

	NOV	DEC	JAN	FEB	MAR
2016	0	0	0		
2015	0	0	0	225,507	225,507
2014	0	0	0	226,509	226,509
2013	0	0	0	0	195,766

#### State Transportation (5312)

	NOV	DEC	JAN	FEB	MAR
2016	65,652	78,803	91,670		
2015	56,791	68,196	79,992	91,394	102,662
2014	58,391	69,665	81,361	91,286	107,726
2013	58,761	70,442	78,650	91,117	102,944

#### Classroom Trust Fund (5319)

	NOV	DEC	JAN	FEB	MAR
2016	307,078	359,483	419,353		
2015	289,052	344,162	404,410	460,008	518,905
2014	342,395	392,265	459,533	515,787	552,201
2013	296,824	356,201	415,234	474,666	534,000

#### High Need Fund (5381)

	NOV	DEC	JAN	FEB	MAR
2016	0	0	0		
2015	0	0	0	25,818	25,818
2014	0	0	0	0	35,264
2013	0	0	0	67,574	67,574

#### Perkins (5427)

	NOV	DEC	JAN	FEB	MAR
2016	81,598	81,598	100,093		
2015	92,760	106,758	144,957	151,278	159,315
2014	65,921	65,921	85,742	85,742	92,249
2013	2,991	57,929	64,992	68,724	76,531

#### Fed Lunch (5445)

	NOV	DEC	JAN	FEB	MAR
2016	114,707	240,986	290,276		
2015	107,935	178,402	228,945	280,196	335,801
2014	107,895	183,197	234,925	258,768	305,181
2013	105,115	178,035	237,198	288,390	350,928

#### Title I (5451)

	NOV	DEC	JAN	FEB	MAR
2016	0	0	299,501		
2015	0	0	243,413	296,676	296,676
2014	187,264	422,239	422,239	556,086	556,086
2013	0	272,278	272,278	417,890	417,890

# EXPENSE BY FUND

PAGE 1

This report includes the month of January.

Printed On: February 11, 2016

FOR COMPARISON REASONS, THIS PAGE DOES NOT INCLUDE THE STADIUM RENOVATION EXPENSES OR REVENUES.

## Expense By Source (2016)

	JUL	AUG	SEP	OCT	NOV	DEC	JAN	FEB	MAR	APR	MAY	JUN
Fund 10	382,403	936,730	1,731,405	2,510,957	3,278,740	3,940,198	5,026,865					
Fund 20	361,321	659,145	1,830,461	3,000,691	4,190,517	5,358,023	6,605,824					
Fund 40	146,824	254,153	345,986	383,575	406,012	462,535	1,352,481					
Fund 60	7,461	38,889	123,812	195,297	308,651	375,855	444,735					
Fund 65	690	772	9,241	10,814	17,785	19,843	20,704					
Fund 70	0	0	0	0	0	0	0					
Total	898,700	1,889,689	4,040,905	6,101,335	8,201,706	10,156,454	13,450,609					

## Expense By Source (2015)

	JUL	AUG	SEP	OCT	NOV	DEC	JAN	FEB	MAR	APR	MAY	JUN
Fund 10	588,593	1,019,778	1,822,272	2,594,479	3,341,203	3,983,451	5,013,797	5,820,748	6,389,057	7,108,479	7,829,136	9,117,114
Fund 20	234,534	473,280	1,668,851	2,828,060	4,000,345	5,174,915	6,347,344	7,512,495	8,677,762	9,837,208	11,007,528	14,132,157
Fund 40	180,100	316,823	471,724	624,184	862,030	935,656	2,014,266	2,322,150	2,339,981	2,500,207	2,591,339	2,629,416
Fund 60	2,146	24,160	49,492	146,740	215,651	276,465	409,530	463,226	516,242	575,145	608,242	669,938
Fund 65	0	900	4,651	5,039	27,360	30,174	34,722	38,245	39,473	43,329	49,857	159,147
Fund 70	0	0	0	0	0	0	0	0	0	0	0	0
Total	1,005,374	1,834,941	4,016,990	6,198,503	8,446,589	10,400,661	13,819,658	16,156,864	17,962,515	20,064,367	22,086,103	26,707,773

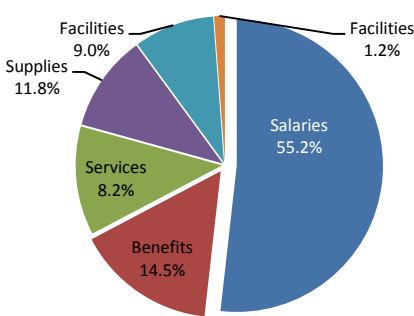
## Expense By Source (2014)

	JUL	AUG	SEP	OCT	NOV	DEC	JAN	FEB	MAR	APR	MAY	JUN
Fund 10	430,580	842,033	1,794,443	2,525,846	3,218,465	4,282,844	4,846,596	5,543,168	6,147,605	6,831,733	7,511,822	8,995,328
Fund 20	344,154	571,042	1,733,704	2,925,870	4,095,327	5,291,574	6,443,472	7,603,776	8,772,373	9,962,509	11,133,271	14,300,061
Fund 40	214,364	305,687	348,374	385,915	422,685	446,205	1,308,848	1,336,210	1,345,526	1,354,910	1,366,367	1,292,476
Fund 60	1,225	11,101	45,598	104,067	163,886	242,625	266,622	318,852	351,499	405,452	448,951	521,457
Fund 65	0	5,663	6,320	11,155	12,866	13,879	25,370	41,510	42,431	48,177	49,408	53,027
Fund 70	0	0	0	0	0	489	4,632	12,079	12,079	12,671	16,256	20,773
Total	990,323	1,735,525	3,928,438	5,952,853	7,913,229	10,277,617	12,895,540	14,855,596	16,671,513	18,615,452	20,526,074	25,183,121

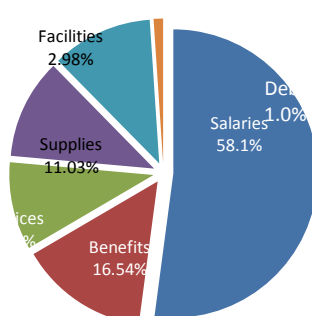
## Expense By Source (2013)

	JUL	AUG	SEP	OCT	NOV	DEC	JAN	FEB	MAR	APR	MAY	JUN
Fund 10	276,791	734,465	1,538,164	2,222,513	3,044,007	4,055,820	4,666,833	5,322,452	5,950,513	6,530,074	7,307,628	8,767,459
Fund 20	263,411	477,357	1,631,437	2,787,664	3,963,006	5,146,091	6,306,572	7,476,162	8,641,612	9,801,943	10,980,898	14,173,813
Fund 40	174,622	909,252	1,184,716	1,269,436	1,395,702	1,180,410	1,317,127	1,353,880	1,448,764	2,041,365	2,104,973	1,560,676
Fund 60	3,346	9,136	42,761	94,849	178,139	254,243	299,673	338,399	383,598	414,230	477,527	533,988
Fund 65	57,800	61,326	65,219	69,058	70,457	71,059	71,784	71,874	73,629	73,435	73,435	246,584
Fund 70	610	610	1,870	1,870	2,830	2,830	2,830	2,830	2,830	2,830	2,830	0
Total	776,580	2,192,147	4,464,166	6,445,389	8,654,142	10,710,453	12,664,819	14,565,597	16,500,946	18,863,877	20,947,290	25,282,520

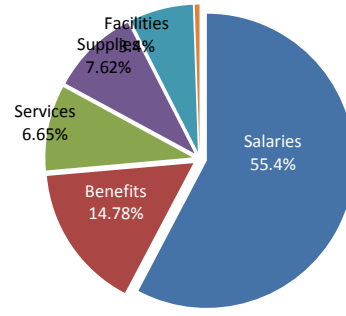
## EXPENSE



Through January, 2016



Through January, Prior 2 Year Avg.



2 Year Average, End of Year Totals

	2016 Budget	2015 Budget	Thru JAN 2016	Thru JAN 2015	Thru JAN 2014	2015 Total	2014 Total	2015 Date %	2014 Date %	2016 Projected	Compared to Prior 2 Years
Fund 10	9,269,453	9,618,712	5,026,865	4,846,596	4,666,833	8,995,328	8,767,459	53.9%	53.2%	9,386,529	
Fund 20	14,411,467	14,179,079	6,605,824	6,443,472	6,306,572	14,300,061	14,173,813	45.1%	44.5%	14,752,785	
Fund 40	1,848,785	1,566,903	1,352,481	1,308,848	1,317,127	1,292,476	1,560,676	101.3%	84.4%	1,456,932	
Fund 60	850,000	450,000	444,735	266,622	299,673	521,457	533,988	51.1%	56.1%	829,343	
Fund 65	50,000	40,000	20,704	25,370	71,784	53,027	246,584	47.8%	29.1%	53,808	
Fund 70	0	0	0	4,632	2,830	20,773	0	22.3%		#VALUE!	
Other											
Total	26,429,705	25,854,694	13,450,609	12,895,540	12,664,819	25,183,121	25,282,520			#VALUE!	0



# ITEMIZED REVENUE REPORT

PAGE 1

This report includes the month of January.

Printed On: February 11, 2016

Local	2016 Budget	2015 Budget	Thru JAN 2016	Thru JAN 2015	Thru JAN 2014	2015 Total	2014 Total	2015 Date %	2014 Date %	2016 Projected	Compared to Prior 2 Years
Current Taxes	5,324,877	5,109,588	5,480,867	4,971,409	4,890,182	5,159,714	5,075,131	96.4%	96.4%	5,688,313	
Delinquent Taxes	351,091	277,695	128,739	157,647	145,423	351,827	356,243	44.8%	40.8%	300,690	
Prop C (STF)	1,861,426	1,711,057	1,110,001	1,096,786	1,064,882	1,847,196	1,840,273	59.4%	57.9%	1,893,534	
Interest	55,000	45,000	45,808	52,939	63,025	52,939	63,025	100.0%	100.0%	45,808	
M & M Surcharge Tax	300,000	280,000	39,223	306,461	289,768	315,133	302,816	97.2%	95.7%	40,658	
In Lieu of Tax	0	0	0	0	0	0	0	0.0%	0.0%		
Presch & BASE Tuition	0	0	0	0	0	0	0	0.0%	0.0%		
Adult Ed Tuition	554,300	568,670	252,683	220,712	162,292	553,678	463,995	39.9%	35.0%	675,261	
Interest Earned	147,850	163,150	72,625	75,936	79,507	157,566	161,272	48.2%	49.3%	148,986	
Food Service	178,000	186,000	109,735	98,006	93,612	162,232	158,506	60.4%	59.1%	183,704	
Food Service-Non Program	65,000	68,000	37,858	36,835	35,471	58,440	58,936	63.0%	60.2%	61,450	
Admission	35,000	35,000	40,068	40,338	32,547	49,378	42,139	81.7%	77.2%	50,422	
SA & Boosters	900,000	547,000	675,119	558,236	397,485	818,643	622,042	68.2%	63.9%	1,022,208	
Prior Period Adjustment	30,000	40,000	41,288	35,420	26,613	64,339	26,862	55.1%	99.1%	53,577	
Misc Local Rev.	47,650	110,650	66,092	15,378	21,776	256,169	37,979	6.0%	57.3%	208,688	
Other	39,000	39,000	0	0	0	0	0	0.0%	0.0%		
Total	9,889,194	9,180,810	8,124,667	7,318,806	7,301,885	9,240,770	9,425,654	79.2%	77.5%	10,371,730	

County	2016 Budget	2015 Budget	Thru JAN 2016	Thru JAN 2015	Thru JAN 2014	2015 Total	2014 Total	2015 Date %	2014 Date %	2016 Projected	Compared to Prior 2 Years
Fines, Escheats, Forfeit	105,000	115,000	0	0	102,193	94,105	102,193	0.0%	100.0%		
State RxR Utility	210,000	200,000	0	0	0	218,980	220,176	0.0%	0.0%		
Other	0	0	0	0	0	0	0	0.0%	0.0%		
Total	315,000	310,000	0	102,193	122,387	322,369	350,780	31.7%	34.9%		

State	2016 Budget	2015 Budget	Thru JAN 2016	Thru JAN 2015	Thru JAN 2014	2015 Total	2014 Total	2015 Date %	2014 Date %	2016 Projected	Compared to Prior 2 Years
Basic Formula	6,670,439	7,020,000	3,880,820	4,091,487	3,807,905	7,018,536	6,616,587	58.3%	57.6%	6,699,944	
Transportation	140,000	140,000	91,670	79,992	81,361	158,363	143,711	50.5%	56.6%	171,144	
ECSE - State	330,000	330,000	216,913	183,086	149,997	402,671	281,243	45.5%	53.3%	439,088	
Basic Formula CTF	750,408	680,000	419,353	404,410	459,533	721,557	784,883	56.0%	58.5%	731,889	
Vocational/At-Risk	20,000	20,000	0	10,000	0	20,000	20,000	50.0%	0.0%		
Early Childhood (PAT)	0	0	0	0	605	0	905	0.0%	66.9%		
Vocational Tech Aid	393,630	390,130	136,066	122,315	0	521,182	540,238	23.5%	0.0%	1,159,545	
Food Service	8,000	7,000	0	0	0	7,203	8,341	0.0%	0.0%		
Adult Basic Ed	0	0	0	0	0	0	0	0.0%	0.0%		
Enhancement Grant	125,524	87,360	0	0	0	109,095	61,104	0.0%	0.0%		
A+ Schools Grant	13,858	14,216	22,244	10,280	11,770	38,626	33,440	26.6%	35.2%	71,975	
Spec Ed High Need Fund	50,000	80,000	0	0	0	43,868	90,066	0.0%	0.0%		
Mo PreSch Project	0	0	0	0	0	28,800	27,625	0.0%	0.0%		
Misc. State Rev.	7,429	14,717	13,305	8,704	3,294	14,292	6,315	60.9%	52.2%	23,535	
Other	0	0	0	0	0	0	0	0.0%	0.0%		
Total	8,509,287	8,783,423	4,801,965	4,514,465	4,613,746	8,614,458	8,801,999	52.4%	52.4%	9,162,072	

# ITEMIZED REVENUE REPORT

PAGE 2

This report includes the month of January.

Printed On: February 11, 2016

Federal	2016 Budget	2015 Budget	Thru JAN 2016	Thru JAN 2015	Thru JAN 2014	2015 Total	2014 Total	2015 Date %	2014 Date %	2016 Projected	Compared to Prior 2 Years
Medicaid	100,000	100,000	41,223	70,634	11,684	124,162	87,124	56.9%	13.4%	117,277	
Basic Formula (ARRA)	0	0	0	0	0	0	0	0.0%	0.0%		
Vocational Ed	196,051	185,937	100,093	85,742	64,992	134,330	152,608	63.8%	42.6%	188,114	
Jobs Bill	0	0	0	0	0	0	0	0.0%	0.0%		
Voc Ed - Perkins	0	0	0	0	0	0	0	0.0%	0.0%		
WIA-JTPA	0	0	0	0	0	0	0	0.0%	0.0%		
Adult Basic Ed.	0	0	0	5,927	24,000	5,927	80,768	100.0%	29.7%		
Spec Ed High Need Fund	8,000	8,000	0	0	3,149	6,181	7,115	0.0%	44.3%		
IDEA (Part B)	400,522	400,522	159,885	58,029	151,410	432,555	470,549	13.4%	32.2%	701,363	
ECSE	36,000	36,000	0	0	0	93,748	51,943	0.0%	0.0%		
School Lunch Prog	550,000	548,500	290,276	234,925	237,198	473,760	565,226	49.6%	42.0%	634,119	
School Breakfast P.	250,000	271,000	154,192	116,368	103,314	235,948	263,571	49.3%	39.2%	348,389	
After School Snack	0	0	0	0	3,690	0	7,913	0.0%	46.6%		
Title I	790,000	718,626	299,501	422,239	272,278	1,030,074	561,862	41.0%	48.5%	669,642	
Title V	0	0	0	0	0	0	0	0.0%	0.0%		
Title IV	0	0	0	0	0	0	0	0.0%	0.0%		
Title I (ARRA)	0	0	0	0	0	0	0	0.0%	0.0%		
21st Cent Gnt (BASE)	0	0	0	0	0	0	0	0.0%	0.0%		
Title IVA-Drug Free	0	0	0	0	0	0	0	0.0%	0.0%		
Title III-ELL	0	0	0	0	0	0	0	0.0%	0.0%		
Title IIA	124,821	128,683	40,674	74,228	48,294	161,077	112,689	46.1%	42.9%	91,466	
T IID Tech E-mints	0	0	0	0	0	0	0	0.0%	0.0%		
T VIIB-Homelss	0	0	0	0	0	0	0	0.0%	0.0%		
T IID (ARRA)	0	0	0	0	0	0	0	0.0%	0.0%		
Voc Rehab	61,301	63,976	2,359	3,095	9,890	3,095	9,890	100.0%	100.0%	2,359	
Dept Health Food Svc Prog	28,924	28,924	0	5,140	0	47,160	35,413	10.9%	0.0%		
JTPA - WIA	41,573	42,650	20,359	429	4,400	47,494	94,097	0.9%	4.7%	729,943	
Voc - Pell Grants	0	0	0	0	0	0	500	0.0%	0.0%		
TRA	13,858	14,217	5,875	0	0	0	0	0.0%	0.0%		
Title VI B	30,000	32,905	11,387	12,385	19,233	36,415	39,248	34.0%	49.0%	27,434	
Title VI B (ARRA)	0	0	0	0	0	0	0	0.0%	0.0%		
ECSE (ARRA)	0	0	0	0	0	0	0	0.0%	0.0%		
Misc. Fed. Funds	0	0	0	15,300	0	20,400	60	75.0%	0.0%		
Other	0	0	790	0	0	0	0	0.0%	0.0%		
<b>Total</b>	<b>2,631,049</b>	<b>2,579,940</b>	<b>1,126,613</b>	<b>1,104,441</b>	<b>953,530</b>	<b>2,852,326</b>	<b>2,540,576</b>	<b>38.7%</b>	<b>37.5%</b>	<b>2,954,945</b>	

Non Revenue Funds	2016 Budget	2015 Budget	Thru JAN 2016	Thru JAN 2015	Thru JAN 2014	2015 Total	2014 Total	2015 Date %	2014 Date %	2016 Projected	Compared to Prior 2 Years
Sale of Bonds	0	0	0	0	0	0	0	0.0%	0.0%		
Insurance Recovery	0	0	3,211	0	0	0	0	0.0%	0.0%		
School Bus Sale	0	0	0	0	0	6,778	0	0.0%	0.0%		
Property Sales	0	0	0	0	0	0	0	0.0%	0.0%		
Other	0	0	0	0	0	31,526	0	0.0%	0.0%		
<b>Total</b>	<b>0</b>	<b>0</b>	<b>3,211</b>	<b>0</b>	<b>0</b>	<b>38,304</b>	<b>0</b>		<b>#DIV/0!</b>	<b>#DIV/0!</b>	

Tuition	2016 Budget	2015 Budget	Thru JAN 2016	Thru JAN 2015	Thru JAN 2014	2015 Total	2014 Total	2015 Date %	2014 Date %	2016 Projected	Compared to Prior 2 Years
Rural Tuition	3,722,459	3,870,168	1,803,430	1,757,757	1,909,682	3,748,174	3,808,811	46.9%	50.1%	3,717,074	
Area VoTech Tuition	278,774	161,800	122,018	45,984	6,077	73,592	76,956	62.5%	7.9%	346,731	
SpecEd Tuition	0	0	0	0	0	0	0	0.0%	0.0%		
Local Tax Effort	0	0	9,491	0	0	4,250	0	0.0%	0.0%		
Transportation Other LEAs	0	0	0	0	0	0	0	0.0%	0.0%		
Other	0	0	0	0	0	0	0	0.0%	0.0%		
<b>Total</b>	<b>4,001,233</b>	<b>4,031,968</b>	<b>1,934,938</b>	<b>1,803,741</b>	<b>1,915,759</b>	<b>3,826,016</b>	<b>3,885,767</b>	<b>47.1%</b>	<b>49.3%</b>	<b>4,012,477</b>	

# PROGRAM EVALUATIONS

*CLICK HERE TO RETURN THE AGENDA*

*This document contains hyperlinks.*

*Click on a section to advance to that area.*

*Click in the blue box to return to the Board Agenda*

1. Special Education

2. Gifted Education

3. English as a Second Language

4. Homeless/Migrant Education



## **WEST PLAINS R-VII SCHOOL DISTRICT**

### **2015-2016 SPECIAL EDUCATION PROGRAM EVALUATION**

**Date:** January 6, 2016

**Program:** Special Education

#### **Program Evaluation Committee Members:**

##### **Administration**

Dr. John Mulford  
Dr. Scott Smith  
Dr. Luke Boyer  
Dr. Julie Williams  
Amy Ross  
Donnie Miller  
Dr. Seth Huddleston  
Dr. Wesley Davis  
Jack Randolph  
Jim Laughary  
Ronnie Harper

##### **Elementary**

Jennifer Randolph  
Kim Green  
Penny Merriman  
Angela Johnson  
Andrea Bowers  
Jaylene Quarti  
Sabrina Hicks  
Michelle Miller

##### **Middle School**

Penny Fox-Jones  
Matt Roberts  
Emily Edwards-Long  
Erin McBride  
Annette Nichols  
Stephanie Barker  
Zoe Clinton  
Courtney Hughes

##### **High School**

Susan York  
Mary Howell  
Sheila Decker  
Sarah Doss  
Julie Prince  
Sheila Sparks  
Julie Smith  
Stephanie Wood  
Stephanie Smith  
Raegan Fox

##### **Diagnostic Team**

Stephanie Cloven  
Melanie Martin  
Kelly Jones  
Karen Vaughn  
Nancy Brown  
Debbie Stauffer  
Cindy McFarland  
Danny James

##### **South Fork**

Shyla Simpson  
Heather Miller

##### **ZPA**

Elizabeth Norris

##### **Vocational Resource Educator**

Joy Holloway

##### **Parents**

Sheila Sparks  
Stephanie Wood  
Melanie Martin  
Stacy Davis

### **Determination Category:**

The Department of Elementary and Secondary Education (DESE) report from the U.S. Department of Education-Office of Special Education Programs (OSEP), determined that the West Plains R-VII School District **Met Requirements** in Implementing the Individuals with Disabilities Education Act (IDEA) under federal and state guidelines. Our local agencies performance was reviewed in the following areas:

- Special Education Audit Findings
- Timely/Accurate Data
- Compliance Under Disproportionality
- Compliance Under Initial Evaluation Timelines
- Compliance Under Part C to Part B Timelines
- Compliance Under Secondary Transition Planning
- Compliance Under Correction of Non-Compliance

### **Program Description:**

The West Plains R-VII Special Education Program is based on the Missouri Compliance Plan Model. It is specifically designed instruction at no cost to the parents, to meet the unique needs of a child with a disability. This includes instruction conducted in the classrooms, in the home, in hospitals/institutions, in other settings, and instruction in physical education.

Public schools in the State of Missouri are required to provide a free and appropriate public education to all students with disabilities, including those attending private/parochial schools. The Individuals with Disabilities Education Act (IDEA) defines students with disabilities as those children, ages three (3) to twenty-one (21), which have been properly evaluated as having one of the 13 categories of disability under Missouri Guidelines.

Public schools in the state of Missouri are also required to conduct an annual census of all children with disabilities from birth to age twenty-one (21) that reside in the district. This census must be compiled by December 1 of each year. This information is treated as confidential and must include: name of child; parent/legal guardian's name and address; birth date and age of child; the child's disability; and services provided to the child.

### **Program Objectives and Goals:**

1. To increase the percent of students scoring at the Advanced and Proficient Levels on the Missouri Assessment Program (MAP) and Missouri Assessment Program-Alternative (MAP-A).
2. To maintain the drop-out rate to 3% or below.
3. To increase the graduation rate for students with disabilities.
4. To increase the opportunities for students to receive Special Education services in the mainstream classroom.



### **Program Evaluation Criteria:**

1. Students in the Advanced and Proficient Levels will increase for MAP and EOC's.
2. Opportunities for students with IEPs to participate in the regular classroom setting will increase based upon Placement Continuum data.

### **Data to be Collected and Analyzed for Evaluation:**

1. Special Education District Profile
2. Input from Staff
3. Input from Parent Surveys of the Special Education Program

### **Program Strengths:**

2015 Special Education Profile from DESE indicates criteria were **met** in the following areas:

- Percent of children with IEPs inside regular class less than 40% of the day.

<b>WP</b>	<b>6.72%</b>	<b>STATE</b>	<b>10.20%</b>
-----------	--------------	--------------	---------------

- Percent of children with IEPs served in a separate setting.

<b>WP</b>	<b>2.4%</b>	<b>STATE</b>	<b>3.7%</b>
-----------	-------------	--------------	-------------

- Participation rate for children with IEPs on statewide assessment for Communication and Mathematics.

<b>WP</b>	<b>100% CA</b>	<b>STATE</b>	<b>95.0%</b>
-----------	----------------	--------------	--------------

<b>WP</b>	<b>100% MA</b>	<b>STATE</b>	<b>95.0%</b>
-----------	----------------	--------------	--------------

- Proficiency rate for children with IEP's on statewide assessments for English Language Arts.

<b>WP</b>	<b>25.7%</b>	<b>STATE</b>	<b>25.0%</b>
-----------	--------------	--------------	--------------

- Dropout rate for students with disabilities.

<b>WP</b>	<b>1.3%</b>	<b>STATE</b>	<b>4.80%</b>
-----------	-------------	--------------	--------------

- Graduation rate for students with disabilities (SPP 1)

<b>WP</b>	<b>81.3%</b>	<b>STATE</b>	<b>72.5%</b>
-----------	--------------	--------------	--------------

### **Program Concerns:**

2015 Special Education Profile from DESE indicates criteria were **not met** in the following areas:

- Proficiency rate for children with IEPs on statewide assessment for Mathematics (grades 3-8, HS)

<b>WP</b>	<b>13.2%</b>	<b>STATE</b>	<b>28.0%</b>
-----------	--------------	--------------	--------------

- Percent of children with IEPs inside regular class 80% or more of the day.

<b>WP</b>	<b>37.7%</b>	<b>STATE</b>	<b>56.0%</b>
-----------	--------------	--------------	--------------

- Percent of youth who had IEP's, are no longer in secondary school and who have been enrolled in:

Higher Education	<b>WP</b>	<b>4.3%</b>	<b>STATE</b>	<b>24.4%</b>
Competitively Employed	<b>WP</b>	<b>26.1%</b>	<b>STATE</b>	<b>46.9%</b>
Total	<b>WP</b>	<b>26.1%</b>	<b>STATE</b>	<b>51.3%</b>

### **Process for Dissemination Findings of Evaluation:**

1. Special Education Staff Meetings
2. Building Level Faculty Meetings
3. Board of Education Meeting

**Program Recommendations from the 2016-2017 School Year** (including action steps, person(s) responsible, time frame for completion of recommendations and outcome):

<b><u>Action Step</u></b>	<b><u>Person Responsible</u></b>	<b><u>Time Frame</u></b>	<b><u>Outcome</u></b>
<p><b><u>Concern # 1</u></b></p> <p>Rigorous instruction from a highly qualified staff closely aligned to their disability and individual goals. Special Education teacher's collaboration with the instructional coaches.</p> <p>Continue to improve curriculum by providing materials to resource classes.</p> <p>High School &amp; Middle School Special Education Teachers will work closely with their department heads to ensure they are knowledgeable of the requirements in these areas for all students.</p>	<p>Assistant Superintendent of Student Services</p> <p>Assistant Superintendent of Curriculum and Instruction</p> <p>Coordinator of Special Services</p> <p>Special Education and General Education Teachers</p> <p>Building Administrators</p>	<p>On-going</p>	<p>Students will improve their proficiency level in the areas of Communication Arts and Mathematics based on state mandated assessments and/or IEP goals in these areas throughout the 2016-2017 school year.</p>
<p><b><u>Concern # 2</u></b></p> <p>Continue to offer co-teaching classes at the middle and high school level and consider integrating more into</p>	<p>Assistant Superintendent of Student Services</p> <p>Assistant</p>	<p>Throughout the 2016-2017 school year.</p>	<p>The percentage of students receiving Special Education</p>

the regular classroom with modifications and accommodations.	<p>Superintendent of Curriculum and Instruction</p> <p>Coordinator of Special Services</p> <p>Building Administrators</p> <p>Special Education Teachers</p> <p>General Education Teachers</p> <p>Special Services Counselor</p>		services in the regular education classroom 80% or more of the day will improve within the district.
<p><b><u>Concern # 3</u></b></p> <p>Continue to improve and provide the opportunities for Special Education students to tour the local Universities, and their ability to take part in the A+ program to help assist with the costs of higher education. We will also make them aware of scholarship opportunities during their senior year and assist in the application process.</p> <p>Continue to offer and promote services from Vocational Rehabilitation and</p>	<p>Assistant Superintendent of Student Services</p> <p>Coordinator of Special Services</p> <p>Special Education Instructors</p> <p>Vocational Resource Counselor</p> <p>Building Administrators</p> <p>Dean of Students</p>	Throughout the 2016-2017 school year.	<p>The percentage of Special Education students enrolled in higher education or competitively employed after graduation will improve.</p> <p>Students assessing these services will have the opportunity for job exploration, work based learning, counseling for post-secondary education,</p>

<p>Mizzou's Pre-Employment Transition Services (PETS) Program, which is supported by the workforce Innovation and opportunity Act (WIDA) that was signed into law in 2014.</p>			<p>workplace readiness, and instruction in self-advocacy to include peer mentoring. High School now has a college advisor through a grant awarded to them. The SPED teachers will be taking a group of seniors to the Transition Fair offered by Vocational Rehabilitation to explore various job opportunities and post-transitional services available to them in the community.</p>
--	--	--	--

**DESCRIPTION OF PLACEMENT CONTINUUM:**  
**Kindergarten - Grade 12 Placement Continuum**

**Homebound/Hospital**

Children with disabilities who receive all of their special education and related services in hospital programs or homebound programs.

**Separate School**

Children with disabilities who receive all of their special education and related services in educational programs in public or private day schools specifically for children with disabilities.

**Residential Facility**

Children with disabilities who receive all of their special education and related services in publicly or privately operated residential schools or residential medical facilities on an inpatient basis.

**Inside the Regular Class 80 percent or more of the day**

Students with disabilities who are inside the regular classroom for 80 percent or more of the school day. (These are children who receive special education and related services outside the regular classroom for less than 21 percent of the school day.) This may apply to children with disabilities placed in:

- Regular class with special education/related services provided within regular classes;
- Regular class with special education/related services provided outside regular classes; or
- Regular class with special education services provided in resource rooms.

**Inside regular class less than 40 percent of the day**

Students with disabilities who are inside the regular classroom less than 40 percent of the day. (These are children who received special education and related services outside the regular classroom for more than 60 percent of the school day.) This does not apply to children who are receiving education programs in public or private separate school or residential facilities. This category may apply to children placed in:

- Self-contained special classrooms with part-time instruction in a regular class; or
- Self-contained special classrooms with full-time special education instruction on a regular school campus.

**Inside regular class no more than 79% of day and no less than 40% percent of the day**

Students with disabilities who are inside the regular classroom between 40 and 79% of the day. (These are children who received special education and related services outside the regular classroom for at least 21 percent but no more than 60 percent of the school day.) This does not apply to children who are receiving education programs in public or private separate school or residential facilities. This may apply to children placed in:

- Resource rooms with special education/related services provided within the resource room; or
- Resource rooms with part-time instruction in a regular class.

## **DESCRIPTION OF SPECIAL EDUCATION SERVICES:**

The mission of the West Plains R-VII Special Education Department is to identify, educate, and assist students with disabilities to achieve their full potential to become functional members of their community.

A comprehensive range of special education services are offered by the West Plains R-VII School District to assist students to reach their potential within the least restrictive environment. In each program, emphasis is placed on assisting the individual student to gain useful knowledge and experience, grow in self-esteem and understanding, develop social and work-related aptitudes, and learn basic skills for earning a living and for responsible citizenship.

## **SERVICES ARE AVAILABLE FOR STUDENTS WITH:**

- Autism
- Deaf/Blindness
- Emotional Disturbance
- Hearing Impairment and Deafness
- Mental Retardation/Cognitive Impairment
- Multiple Disabilities
- Orthopedic Impairment
- Other Health Impairment
- Specific Learning Disability
- Speech or Language Impairment
- Traumatic Brain Injury (TBI)
- Visual Impairment/Blindness
- Young Child with a Developmental Delay

## **WEST PLAINS R-VII SCHOOL DISTRICT**

### **PROGRAM EVALUATION**

**Date:** January 6, 2016

**Program:** Gifted Education Services

#### **Program Evaluation Committee Members:**

Dr. John Mulford- Superintendent

Dr. Scott Smith- Assistant Superintendent of Student Services

Dr. Julie Williams- Assistant Superintendent of Curriculum and Instruction

Amy Ross- Special Services Coordinator

Sylvia Hershenson- Gifted Instructor-Elementary, South Fork, and Middle School

Jack Randolph- High School Principal

Julie Smith- High School Counselor

Raegan Fox- High School Counselor

Stephanie Smith- High School Counselor

Ronnie Harper- High School Dean of Students

Dr. Wesley Davis- Middle School Principal

Courtney Hughes- Middle School Counselor

Donnie Miller- Elementary School Principal

Michelle Miller- Elementary School Counselor

Dr. Seth Huddleston- South Fork Principal

Heather Miller- South Fork Counselor

#### **Program Goals:**

The West Plains School District is committed to providing an educational program in which students may grow to become productive and contributing members of society. The Gifted Program is designed to provide an array of learning opportunities that help students realize their potential, instills a desire to develop their talents and abilities, and encourages scholastic rigor.

#### **Goals to address in performance areas include:**

- Students will acquire the knowledge and skills to communicate effectively within and beyond the classroom.
- Students will acquire the knowledge and skills to gather, analyze, and apply information and ideas.
- Students will acquire the knowledge and skills to recognize and solve problems.
- Students will acquire the knowledge and skills to creatively evaluate, redefine, and generate divergent solutions and products.
- Students will acquire the knowledge and skills to make decisions and act as responsible members of society.



### **Goals to address in content areas include:**

- Students will acquire a solid foundation in the disciplines of communication arts, mathematics, science, social studies and the arts.
- Students will apply knowledge of disciplines to produce work that reflects individuality and creativity and is advanced in relation to other students of similar age and experience.

### **Program Rationale:**

All pupils have special talents and abilities. The mission of the West Plains School District is Excellence in Education, Service, and Life. Programs for identified gifted students are a result of this mission and this commitment. Giftedness is an indication of ability; it is not an automatic guarantee of success. In addition to a student's potential, teachers, parents, and administrators must exert their own creative and intellectual abilities to challenge and motivate gifted students. Services to gifted students exist to provide gifted students with both challenging and diverse opportunities to prepare them for the future.

#### **Elementary Program (Grades 1 – 4) and South Fork (Grades 1-6)**

Students in grades one through four participate in a "pull out" program known as S.O.A.R. The S.O.A.R. (Students Organizing and Researching) program provides services for students in first through fourth grade at West Plains elementary and grades first through sixth grade at South Fork Elementary. This program provides pull-out services for 150 minutes per week. A certified gifted specialist provides a curriculum that focuses on communication, research skills, thinking skills and problem solving, creative expression, and affective education. The S.O.A.R. program also endeavors to make its resources available to the regular classroom teachers. Materials may be checked out by classroom teachers for use in their classrooms. S.O.A.R. students, at classroom teacher request, develop and provide presentations to supplement classroom lessons. Teachers are invited to the S.O.A.R. classroom for in-service on gifted characteristics, appropriate materials, and activities.

#### **Middle School Program (Grade 5 – 8)**

Students in grades five through eight participate in a program known as S.E.A.R.C.H. (Students Exploring Analyzing Researching Creating Hypothesis). Students meet with a certified gifted teacher during their Reading period each day. Gifted students are placed in a special Reading class that provides instruction in grade level Missouri Learning Standards but also allows opportunities for gifted enrichment including the areas of communication, research skills, thinking skills and problem solving, creative expression, and affective education. Students who have been previously served by the S.O.A.R. program are eligible to participate in the middle school gifted classes without further identification processes. A student not previously placed in the gifted program may be screened as identified in the assessment section.

#### **High School Program (Grades 9 – 12)**

At the high school level, services to the gifted population are provided through a gifted resource educator. This gifted resource educator is available each day to assist students who participate in the Gifted Services Program. The services of the G.E.S. program include:

- Services targeting the social/emotional needs of identified gifted students.
- College/Career counseling.
- Selection/planning /scheduling of college entrance exams.
- Distance learning and correspondence courses, and schedule planning.
- Assisting with post-secondary school research selection, admissions procedures and completing scholarship applications.
- Monitoring identified students' progress in any of the above activities.
- Working with regular classroom teachers and modifying regular classroom curriculum to meet the needs of identified gifted students.

<b>Gifted Students</b>	<b>2014-2015 113 total students</b>	<b>2015-2016 112 total students</b>
High School	43	37
Middle School	33	43
Elementary	26	23
South Fork	11	9

### **Program Strengths:**

1. A new curriculum is being developed for use in the Elementary, South Fork, and Middle School levels.
2. The gifted teacher is now serving students at South Fork Elementary.
3. The identification process, testing, and placement process is being performed in an efficient manner.
4. The gifted program has a variety of resources available for educating gifted students.
5. At the High School level, the counselor(s) are available to help the gifted students throughout the entire school day.
6. Placing gifted High School A+ tutors in the Middle School gifted classroom, the tutors are serving as mentors for gifted students as they transition to the High School level.

### **Program Concerns:**

1. Due to the growing class sizes, the classroom space is a concern.
2. Due to the overwhelming amount of students qualifying, the evaluation criteria should be evaluated for the 2016-2017 school year.

**Program Recommendations 2016-2017** (including action steps, person(s) responsible, and time frame for completion of recommendations):

<b><u>Action Step</u></b>	<b><u>Person Responsible</u></b>	<b><u>Time Frame</u></b>
<b><u>Concern #1</u></b>  Continue to monitor the class sizes and classroom space, to ensure the students are being served in a productive manner.	Assistant Superintendent of Student Services  Assistant Superintendent of Curriculum and Instruction  Coordinator of Special Services  Building Administrators  Gifted Instructor  Vocational Resource Counselor  Building Counselors	On-going
<b><u>Concern #2</u></b>  Begin to monitor and evaluate the gifted program eligibility criteria.	Assistant Superintendent of Student Services  Assistant Superintendent of Curriculum and Instruction  Coordinator of Special Services  Gifted Instructor  Vocational Resource Counselor  Building Administrators  Building Counselors	On-going

## **WEST PLAINS R-VII SCHOOL DISTRICT**

### **PROGRAM EVALUATION**

**Date:** January 6, 2016

**Program:** ESL/ELL/ESOL

#### **Program Evaluation Committee Members:**

Dr. John Mulford- Superintendent  
Dr. Scott Smith- Assistant Superintendent for Student Services  
Dr. Julie Williams- Assistant Superintendent of Curriculum and Instruction  
Amy Ross- Special Services Coordinator  
Zoe Clinton- Districtwide ESL Instructor  
Jack Randolph- High School Principal  
Ronnie Harper- High School Dean of Students  
Julie Smith- High School Counselor  
Raegan Fox- High School Counselor  
Stephanie Smith- High School Counselor  
Dr. Wesley Davis- Middle School Principal  
Erica Walker- Middle School Assistant Principal  
Courtney Hughes- Middle School Counselor  
Donnie Miller- West Plains Elementary Principal  
Michelle Miller- Elementary Counselor  
Dr. Seth Huddleston- South Fork Principal  
Heather Miller- South Fork Counselor

#### **Program Objectives and Goals:**

1. To increase student's ability to speak the English Language.
2. To provide parents/guardians information regarding instructional programs available for not only their child but for themselves, as they become a part of our community.
3. To assess students in determining placement in appropriate classroom environments.
4. To promote parent involvement in their child's education.

#### **Program Description:**

ESL/ELL/ESOL-The West Plains R-7 School District recognizes the need to provide equal educational opportunities for all students in the district. Therefore, if the inability to speak and understand the English language due to national origin or non-English speaking environments excludes a student from effective participation in the educational programs offered by the district, the district takes appropriate action to rectify the English language deficiency in order to provide the student equal access to programs.

The district provides the following:

- Student identification through the use of a Student Home Language Survey.  
All new and currently enrolled students complete the Home Language Survey

at each campus. The building administrator will implement procedures to ensure the completion of the survey on an annual basis.

- Any student who indicates the use of language other than English will be assessed for English proficiency using the state-provided assessment WAP-T Screening. The assessment includes all the modalities of reading, writing, listening, and speaking.
- Determination of appropriate instructional environment for ESL/ELL/ESOL students. Types of services provided by the district are, but not limited to, bilingual or ESL/ELL/ESOL paraprofessional help, tutoring, ESL/ELL/ESOL instruction, and personal interpreter to accompany student in regular classroom setting, based on individual need.
- Annually assess the English proficiency of ESL/ELL/ESOL students and monitor the progress of students receiving ESL/ELL/ESOL or bilingual instruction in order to determine their readiness for the mainstream classroom environment.
- Provide parent with notice and information regarding the instructional program as required by law. Parental involvement will be encouraged and parents will be regularly apprised of their child's progress.

**Number of students/language involved in the program:**

**ESL-17**

**Elementary-12**

Preschool –3

Kindergarten – 6

First Grade – 1

Second Grade – 2      Monitor - 1

Third Grade – 2

Fourth Grade - 1      Monitor -2

**South Fork-0**

**Middle School-2**

5<sup>th</sup> grade – 1

7<sup>th</sup> grade      Monitor -1 -first year

8<sup>th</sup> grade -1      Monitor -1 -second year

**High School-3**

10<sup>th</sup> grade      Monitor -1 -second year

12<sup>th</sup> grade      Monitor -2 -second year

Support is provided for students speaking Russian, Ukrainian, Spanish, Chinese, and for students from India speaking a variation of several dialects.

**Program Evaluation Criteria:**

1. Parents/guardians will become actively involved with their child's education.
2. Assessments administered yearly will show an increase of proficiency of the English Language.

**Data to be Collected and Analyzed for Evaluation:**

1. ESL/ELL/ESOL District Profile
2. The ACCESS assessment administered annually in the spring
3. Programs and courses available to ESL/ELL/ESOL students

**Program Strengths:**

1. Students receive ESL/ELL/ESOL instruction from a certified ESL/ELL/ESOL instructor.
2. School District has a good process of identifying students in need of services.
3. The program moves swiftly to provide services when the need arises, including services outside of the ESL/ELL/ESOL program.
4. The district offers Rosetta Stone, free of charge, to our ESL parents and community members. Rosetta Stone is also offered to our faculty, staff, and students.

**Program Concerns:**

1. There is limited access to materials in native languages for ESL parents i.e. enrollment, services provided by district, etc.
2. Teachers need additional training in helping ESL students acclimate to the classroom.

**Process for Dissemination of Findings of Evaluation:**

1. Building Level Faculty Meetings
2. Board Meetings

**Program Recommendations - 2016-17** (including action steps, person(s) responsible, and time frame for completion of recommendations):

<b><u>Action Step</u></b>	<b><u>Person Responsible</u></b>	<b><u>Time Frame</u></b>
<b><u>Concern # 1</u></b> Investigate the possibility of providing curriculum materials in native languages to parents. When a new curriculum series is adopted, a request for materials in any additional languages will be made available.	Assistant Superintendent of Student Services  Assistant Superintendent of Curriculum and Instruction  Coordinator of Special Services  ESL Instructor  Building Administrators	On-going
<b><u>Concern #2</u></b> Additional training will be provided as needed to classroom teachers on techniques to successfully include ESL students. Continue to monitor the incoming students during registration and at the Kindergarten screening, to ensure individual needs are met for the 2016-2017 school year.	Assistant Superintendent of Student Services  Assistant Superintendent of Curriculum and Instruction  Coordinator of Special Services  ESL Instructor  Building Administrators	On-going

## **WEST PLAINS R-VII SCHOOL DISTRICT** **PROGRAM EVALUATION**

**Date:** January 6, 2016

**Program:** Homeless and Migrant

### **Program Evaluation Committee Members:**

Dr. John Mulford- Superintendent  
Dr. Scott Smith- Assistant Superintendent of Student Services  
Amy Ross- Special Education Coordinator  
Cyndi Wright- Bridges Program Coordinator  
Jack Randolph- High School Principal  
Ronnie Harper- Dean of Student Services, High School  
Julie Smith- High School Counselor  
Raegan Fox- High School Counselor  
Stephanie Smith- High School Counselor  
Dr. Wesley Davis- Middle School Principal  
Courtney Hughes- Middle School Counselor  
Donnie Miller- West Plains Elementary Principal  
Michelle Miller- Elementary School Counselor  
Dr. Seth Huddleston- South Fork Principal  
Heather Miller- South Fork/Elementary Counselor

### **Program Description-Homeless:**

The West Plains R-7 School District recognizes that homelessness alone should not be sufficient reason to separate students from the mainstream school environment.

Therefore, the district, in accordance with state and federal law and the Missouri state plan for education of the homeless, will give special attention, to ensure that homeless students in the school district have access to a free and appropriate public education.

Homeless student are individuals who lack a fixed, regular and adequate nighttime residence and include the following:

- Children and youths who are sharing the housing of other persons due to loss of housing, economic hardship or a similar reason; are living in motels, hotels, trailer parks or camping grounds due to the lack of alternative adequate accommodations; are living in emergency or transitional shelters; are abandoned in hospital; or are awaiting foster care placement.
- Children and youths who have a primary nighttime residence that is a public or private place not designated for or ordinarily used as a regular sleeping accommodation for human beings.
- Children and youths who are living in cars, parks, public spaces, abandoned buildings, substandard housing, bus or train stations or similar settings.
- Migratory children who meet one (1) of the above-described circumstances.



If it is determined that a student is homeless our district is obligated to:

- Place the student in the school of best interest.
- Allow the student to enroll without regard to residence.
- Assign a staff member to meet the homeless student's needs.
- Have a policy to remove barriers to homeless students' education.

Additionally, MSIP requirements indicate that school personnel must be notified that the district does have a homeless coordinator and be informed of the duties of this position. Amy Ross, Special Education Coordinator, is the West Plains R-VII School District's homeless/migrant coordinator and the duties of her position are:

- To ensure that homeless children and youth enroll and succeed in the school of that agency.
- Homeless families, children and youth receive educational services, which they are eligible.
- Referrals to health care services, dental services, mental health services and other appropriate services.
- Ensures that disputes regarding placement or education of homeless children or youth be resolved in a timely fashion.

These duties are specified in Board Policy IGBCA. <http://policy.msbanet.org/westplains>

A person is designated in each building to maintain a list of identified homeless students. The list is submitted to the homeless coordinator to assist in completing the Homeless Children and Youth Census the district is required to submit annually.

*The West Plains R-VII school District's homeless count as of January 1, 2016, indicates the following:*

	2015-2016	2014-2015	2013-2014	2012-2013
High School	27	29	49	40
Middle School	24	25	17	4
Elementary	42	23	32	19
South Fork	6	4	0	0

### **Program Description-Migrant**

**Migrant:** Programs for migrant students, as required by law, are implemented by the West Plains R-7 School District by identifying migrant students and assessing the educational, health, and social needs of each identified student through utilizing information obtained through the family interview form (see attached). If a migrant student is identified by the district, the superintendent or designee will notify the State Director and request assistance if needed. Amy Ross, Special Education Coordinator, is

the West Plains R-VII School District's migrant coordinator and the duties of her position are:

- To ensure that migrant children and youth enroll and succeed in the school of that agency.
- Migrant families, children and youth receive educational services, which they are eligible.
- Referrals to health care services, dental services, mental health services and other appropriate services.

The district provides the following:

- A full range of services to migrant students including, but not limited to special education, gifted education, language programs, counseling programs, elective classes, etc.
- A full range of services to migrant students including but not limited to vocational education, language programs, counseling programs, elective classes, etc.
- Provide migratory children with the opportunity to meet the same statewide assessment standards that all children are expected to meet.
- To the extent feasible, provide advocacy and outreach programs to migratory students and their families and professional development for district staff.
- Provide parents an opportunity for meaningful participation in the programs.

*The West Plains R-VII School District's migrant count as of January 1, 2016, indicates the following:*

*PK-12<sup>th</sup> grade     0 students*

**Homeless/Migrant Program Strengths:**

1. Teachers are becoming more adept at determining that a child may be homeless and have additional needs. They are immediately bringing this to the attention of the Counselor or Family/School Coordinator.
2. A handout supplying details about available services is provided to each homeless/migrant family when they enroll their children.
3. Amy Ross, Coordinator of Special Services, serves as the liaison between homeless/migrant families and available services in the community. Students and families from all buildings may be referred to her.
4. The Bridges Program has been established to also meet the needs of students and their families. This program services this district and also the surrounding rural districts. Staff at any building may contact Cyndi Wright for information on available services.

5. Posters explaining services available to homeless/migrant families have been placed around town in priority areas such as the Health Department, Ozark Action, Hospital, etc.
6. Additional resources are available to families in need through the Backpack program at the Elementary and South Fork and the food pantry at the High School and Middle School through Bridges.
7. At the building level, those involved with the enrollment process are doing a better job at accurately identifying students meeting the criteria for homelessness and providing the resources available to them to be successful in the school setting.

**Homeless/Migrant Program Concern:**

1. There continues to be a need for better identification of homeless families when they first enroll with the school district.
2. Additional training needs to be provided to staff in the identification of homeless students and their unique needs. Staff members also need a better understanding of services available in the community and how they can help on a personal level.
3. Continued support for the Bridges Program and the Backpack Program by the District and community agencies.

**Program Recommendations 2016-17** (including action steps, person(s) responsible, and time frame for completion of recommendations):

<b><u>Action Step</u></b>	<b><u>Person Responsible</u></b>	<b><u>Time Frame</u></b>
<b><u>Concern #1</u></b>  Each building will review enrollment process, as needed to accurately identify homeless/migrant families upon enrollment.	Assistant Superintendent of Student Services  Coordinator of Special Services  Building Administrators  Counselors  Faculty and Staff	On-going
<b><u>Concern #2</u></b>  Training will be provided to all faculty and staff members in recognizing the needs of a homeless students and how to utilize the available resources.	Assistant Superintendent of Student Services  Coordinator of Special Services  Building Administrators	On-going
<b><u>Concern #3</u></b>  Continue to seek stakeholder input and support from the community, in order to sustain the Backpack Program and the Bridges Program.	Assistant Superintendent of Student Services  Coordinator of Special Services  Building Administrators  Counselors	On-going

January 25th, 2016

Dear Administration,

I am writing to officially tender my resignation from West Plains School District effective for the 2016-2017 school year.


Working for West Plains has been a great learning experience. I could not ask for a better group of colleagues. I have grown in many ways during my time here and I appreciate the opportunities provided for me by this school district.

While I will miss my friends here at West Plains, I feel that I need to be closer to my children.

If you have any questions, I will be happy to discuss this decision with you further.

Best wishes,

Amy McNew

A handwritten signature in black ink, appearing to read 'Amy McNew', with a long horizontal flourish extending to the right.

To: Dr.Scott Smith,Mr. Robert Pekarek,Mr.Ben Grace.

From: Gust Steckman

Re: Resignation from position

I will be resigning from my twelve month position as assistant mechanic,  
Fueller/washer, and driver trainer effective June 23<sup>rd</sup>.2016 as I will be going  
Into semi retirement, I will be returning to my position as a full time route  
Driver beginning the 2016-2017 school year.

Thank You,

Gust Steckman

*Gust Steckman*